



Customer Service
PO Box 11813
Harrisburg, PA 17108-1813

ACCOUNT STATEMENT

For the Month Ending
October 31, 2015

SAN BERNARDINO COUNTY

Client Management Team

Kenneth Schiebel, CFA

Managing Director
One Keystone Plaza, Suite 300
Harrisburg, PA 17101
717-232-2723
schiebelk@pfm.com

Danny A. Nelson

Senior Managing Consultant
222 North LaSalle, Suite 910
Chicago, IL 60601
312-523-2434
nelsond@pfm.com

Contents

Cover/Disclosures
Summary Statement
Individual Accounts

Accounts included in Statement

76990800 SAN BERNARDINO COUNTY

SAN BERNARDINO COUNTY
MR. JOHN JOHNSON
268 WEST HOSPITALITY LANE
FIRST FLOOR
SAN BERNARDINO, CA 92415-0360

Online Access <http://www.pfm.com>

Customer Service 1-717-232-2723

**Important Disclosures****Important Disclosures**

This statement is for general information purposes only and is not intended to provide specific advice or recommendations. PFM Asset Management LLC ("PFM") is an investment advisor registered with the Securities and Exchange Commission, and is required to maintain a written disclosure statement of our background and business experience. If you would like to receive a copy of our current disclosure statement, please contact Service Operations at the address below.

Proxy Voting PFM does not normally receive proxies to vote on behalf of its clients. However, it does on occasion receive consent requests. In the event a consent request is received the portfolio manager contacts the client and then proceeds according to their instructions. PFM's Proxy Voting Policy is available upon request by contacting Service Operations at the address below.

Questions About an Account PFM's monthly statement is intended to detail our investment advisory activity as well as the activity of any accounts held by clients in pools that are managed by PFM. The custodian bank maintains the control of assets and executes (i.e., settles) all investment transactions. The custodian statement is the official record of security and cash holdings and transactions. PFM recognizes that clients may use these reports to facilitate record keeping and that the custodian bank statement and the PFM statement should be reconciled and differences resolved. Many custodians use a settlement date basis which may result in the need to reconcile due to a timing difference.

Account Control PFM does not have the authority to withdraw funds from or deposit funds to the custodian. Our clients retain responsibility for their internal accounting policies; implementing and enforcing internal controls and generating ledger entries or otherwise recording transactions.

Market Value Generally, PFM's market prices are derived from closing bid prices as of the last business day of the month as supplied by Interactive Data, Bloomberg or Telerate. Where prices are not available from generally recognized sources the securities are priced using a yield-based matrix system to arrive at an estimated market value. Prices that fall between data points are interpolated. Non-negotiable FDIC-insured bank certificates of deposit are priced at par. Although PFM believes the prices to be reliable, the values of the securities do not always represent the prices at which the securities could have been bought or sold. Explanation of the valuation methods for money market and TERM funds is contained in the appropriate fund information statement.

Amortized Cost The original cost of the principal of the security is adjusted for the amount of the periodic reduction of any discount or premium from the purchase date until the date of the report. Discount or premium with respect to short term securities (those with less than one year to maturity at time of issuance) is amortized on a straightline basis. Such discount or premium with respect to longer term securities is amortized using the constant yield basis.

Tax Reporting Cost data and realized gains / losses are provided for informational purposes only. Please review for accuracy and consult your tax advisor to determine the tax consequences of your security transactions. PFM does not report such information to the IRS or other taxing authorities and is not responsible for the accuracy of such information that may be required to be reported to federal, state or other taxing authorities.

Financial Situation In order to better serve you, PFM should be promptly notified of any material change in your investment objective or financial situation.

Callable Securities Securities subject to redemption prior to maturity may be redeemed in whole or in part before maturity, which could affect the yield represented.

Portfolio The securities in this portfolio, including shares of mutual funds, are not guaranteed or otherwise protected by PFM, the FDIC (except for certain non-negotiable certificates of deposit) or any government agency. Investment in securities involves risks, including the possible loss of the amount invested.

Rating Information provided for ratings is based upon a good faith inquiry of selected sources, but its accuracy and completeness cannot be guaranteed. Shares of some money market and TERM funds are marketed through representatives of PFM's wholly owned subsidiary, PFM Fund Distributors, Inc. PFM Fund Distributors, Inc. is registered with the SEC as a broker/dealer and is a member of the Financial Industry Regulatory Authority ("FINRA") and the Municipal Securities Rulemaking Board ("MSRB"). You may reach the FINRA by calling the FINRA Regulator Public Disclosure Hotline at 1-888-289-9999 or at the FINRA Regulation Internet website address www.nasd.com. A brochure describing the FINRA Regulation Public Disclosure Program is also available from the FINRA upon request.

Key Terms and Definitions

Dividends on money market funds consist of interest earned, plus any discount ratably amortized to the date of maturity, plus all realized gains and losses on the sale of securities prior to maturity, less ratable amortization of any premium and all accrued expenses to the fund. Dividends are accrued daily and may be paid either monthly or quarterly. The monthly earnings on this statement represent the estimated dividend accrued for the month for any program that distributes earnings on a quarterly basis. There is no guarantee that the estimated amount will be paid on the actual distribution date.

Current Yield is the net change, exclusive of capital changes and income other than investment income, in the value of a hypothetical fund account with a balance of one share over the seven-day base period including the statement date, expressed as a percentage of the value of one share (normally \$1.00 per share) at the beginning of the seven-day period. This resulting net change in account value is then annualized by multiplying it by 365 and dividing the result by 7. The yields quoted should not be considered a representation of the yield of the fund in the future, since the yield is not fixed.

Average maturity represents the average maturity of all securities and investments of a portfolio, determined by multiplying the par or principal value of each security or investment by its maturity (days or years), summing the products, and dividing the sum by the total principal value of the portfolio. The stated maturity date of mortgage backed or callable securities are used in this statement. However the actual maturity of these securities could vary depending on the level or prepayments on the underlying mortgages or whether a callable security has or is still able to be called.

Monthly distribution yield represents the net change in the value of one share (normally \$1.00 per share) resulting from all dividends declared during the month by a fund expressed as a percentage of the value of one share at the beginning of the month. This resulting net change is then annualized by multiplying it by 365 and dividing it by the number of calendar days in the month.

YTM at Cost The yield to maturity at cost is the expected rate of return, based on the original cost, the annual interest receipts, maturity value and the time period from purchase date to maturity, stated as a percentage, on an annualized basis.

YTM at Market The yield to maturity at market is the rate of return, based on the current market value, the annual interest receipts, maturity value and the time period remaining until maturity, stated as a percentage, on an annualized basis.

Managed Account A portfolio of investments managed discretely by PFM according to the client's specific investment policy and requirements. The investments are directly owned by the client and held by the client's custodian.

Unsettled Trade A trade which has been executed however the final consummation of the security transaction and payment has not yet taken place.

Please review the detail pages of this statement carefully. If you think your statement is wrong, missing account information, or if you need more information about a transaction, please contact PFM within 60 days of receipt. If you have other concerns or questions regarding your account you should contact a member of your client management team or PFM Service Operations at the address below.

PFM Asset Management LLC
Attn: Service Operations
One Keystone Plaza, Suite 300
N. Front & Market Sts
Harrisburg, PA 17101



Account Statement

For the Month Ending **October 31, 2015**

Consolidated Summary Statement

SAN BERNARDINO COUNTY

Portfolio Summary

Portfolio Holdings	Cash Dividends and Income	Closing Market Value
PFM Managed Account	1,056,758.79	4,710,141,106.98
Cash Balance	0.00	39,615,828.67
Total	\$1,056,758.79	\$4,749,756,935.65

Investment Allocation

Investment Type	Closing Market Value	Percent
Bank Deposit Account	50,000,000.00	1.05
Certificate of Deposit	850,273,036.25	17.90
Commercial Paper	889,507,145.00	18.73
Corporate Note	196,832,102.70	4.14
Federal Agency Bond / Note	1,957,104,583.03	41.21
Joint Powers Authority	124,000,000.00	2.61
Money Market Fund	25,000,000.00	0.53
Supra-National Agency Bond / Note	174,718,250.00	3.68
U.S. Treasury Bond / Note	442,705,990.00	9.32
Cash Balance	39,615,828.67	0.83

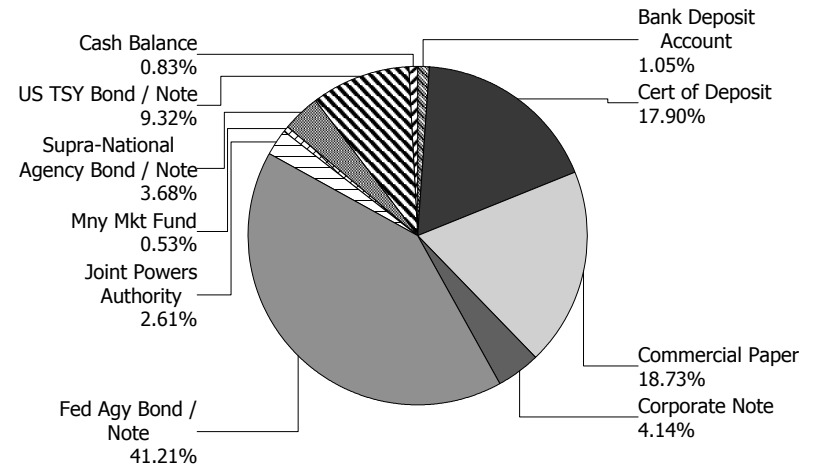
Total **\$4,749,756,935.65** **100.00%**

Maturity Distribution (Fixed Income Holdings)

Portfolio Holdings	Closing Market Value	Percent
Under 30 days	878,624,683.67	18.50
31 to 60 days	350,015,683.00	7.37
61 to 90 days	295,569,354.55	6.22
91 to 180 days	371,068,511.41	7.81
181 days to 1 year	961,882,227.64	20.25
1 to 2 years	1,430,200,059.92	30.11
2 to 3 years	414,133,566.02	8.72
3 to 4 years	48,262,849.44	1.02
4 to 5 years	0.00	0.00
Over 5 years	0.00	0.00
Total	\$4,749,756,935.65	100.00%

Weighted Average Days to Maturity **322**

Sector Allocation





Managed Account Summary Statement

For the Month Ending **October 31, 2015**

SAN BERNARDINO COUNTY - 76990800

Transaction Summary - Managed Account

Opening Market Value	\$4,655,356,290.82
Maturities/Calls	(3,697,055,000.00)
Principal Dispositions	0.00
Principal Acquisitions	3,654,562,591.38
Unsettled Trades	99,895,835.00
Change in Current Value	(2,618,610.22)
Closing Market Value	\$4,710,141,106.98

Cash Transactions Summary - Managed Account

Maturities/Calls	3,697,153,966.68
Sale Proceeds	0.00
Coupon/Interest/Dividend Income	1,800,269.21
Principal Payments	0.00
Security Purchases	(3,704,477,591.38)
Net Cash Contribution	5,523,355.49
Reconciling Transactions	0.00

Earnings Reconciliation (Cash Basis) - Managed Account

Interest/Dividends/Coupons Received	1,899,235.89
Less Purchased Interest Related to Interest/Coupons	0.00
Plus Net Realized Gains/Losses	(842,477.10)
Total Cash Basis Earnings	\$1,056,758.79

Cash Balance

Closing Cash Balance **\$0.00**

Earnings Reconciliation (Accrual Basis)

	Total
Ending Amortized Value of Securities	4,705,605,160.23
Ending Accrued Interest	9,587,076.74
Plus Proceeds from Sales	0.00
Plus Proceeds of Maturities/Calls/Principal Payments	3,697,153,966.68
Plus Coupons/Dividends Received	1,800,269.21
Less Cost of New Purchases	(3,754,459,329.17)
Less Beginning Amortized Value of Securities	(4,648,883,336.81)
Less Beginning Accrued Interest	(8,611,261.92)
Total Accrual Basis Earnings	\$2,192,544.96



Portfolio Summary and Statistics

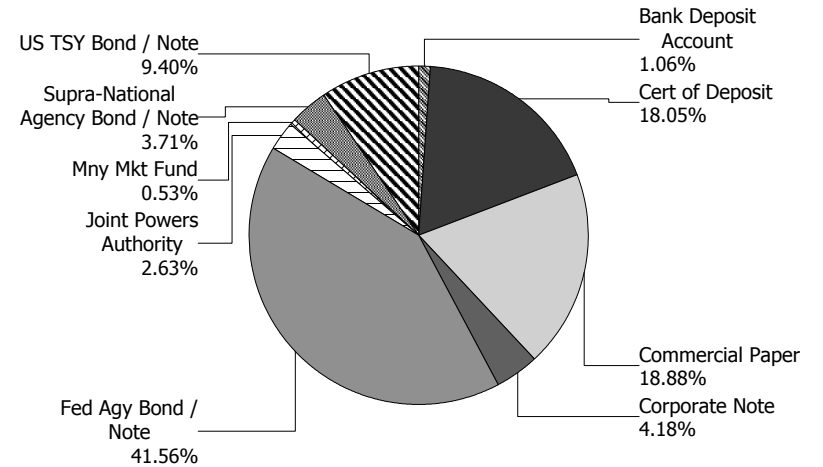
For the Month Ending **October 31, 2015**

SAN BERNARDINO COUNTY - 76990800

Account Summary

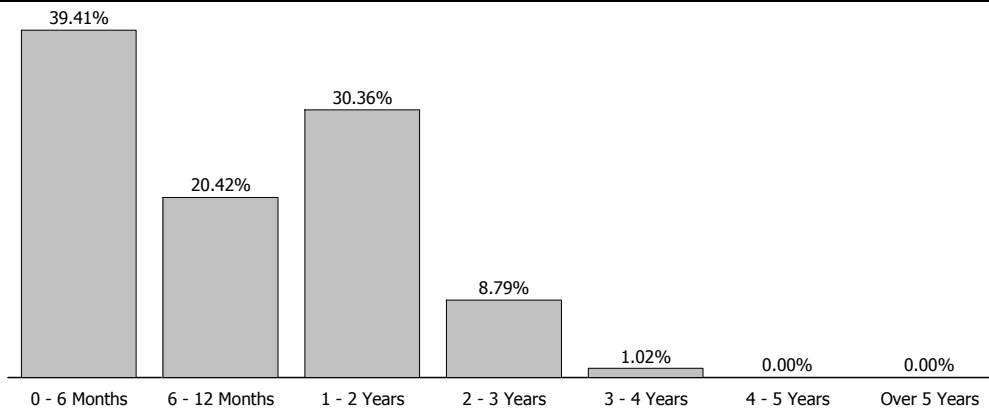
Description	Par Value	Market Value	Percent
U.S. Treasury Bond / Note	440,000,000.00	442,705,990.00	9.40
Supra-National Agency Bond / Note	175,000,000.00	174,718,250.00	3.71
Money Market Fund	25,000,000.00	25,000,000.00	0.53
Joint Powers Authority	124,000,000.00	124,000,000.00	2.63
Federal Agency Bond / Note	1,948,791,000.00	1,957,104,583.03	41.56
Corporate Note	195,991,000.00	196,832,102.70	4.18
Commercial Paper	890,000,000.00	889,507,145.00	18.88
Certificate of Deposit	850,000,000.00	850,273,036.25	18.05
Bank Deposit Account	50,000,000.00	50,000,000.00	1.06
Managed Account Sub-Total	4,698,782,000.00	4,710,141,106.98	100.00%
Accrued Interest		9,587,076.74	
Total Portfolio	4,698,782,000.00	4,719,728,183.72	

Sector Allocation



Unsettled Trades 100,000,000.00 99,883,750.00

Maturity Distribution



Characteristics

Yield to Maturity at Cost	0.57%
Yield to Maturity at Market	0.47%
Duration to Worst	0.80
Weighted Average Days to Maturity	324



Managed Account Issuer Summary

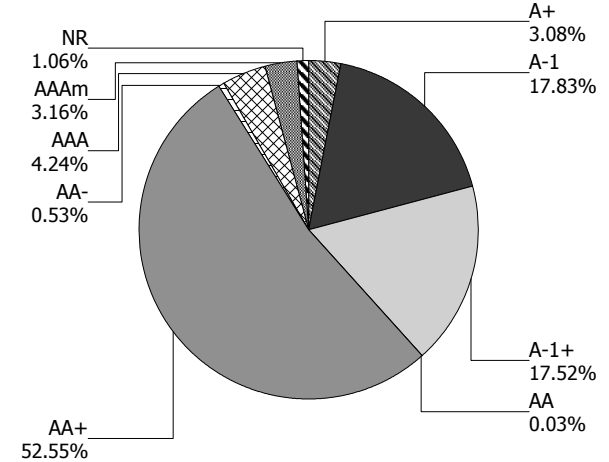
For the Month Ending **October 31, 2015**

SAN BERNARDINO COUNTY - 76990800

Issuer Summary

Issuer	Market Value of Holdings	Percent
BANK OF MONTREAL	175,238,802.50	3.72
BANK OF NOVA SCOTIA	174,928,003.25	3.71
BNP PARIBAS	99,970,100.00	2.12
CAMP	124,000,000.00	2.63
CREDIT AGRICOLE SA	14,999,820.00	0.32
FANNIE MAE	615,057,636.02	13.07
FEDERAL FARM CREDIT BANKS	350,037,430.17	7.43
FEDERAL HOME LOAN BANKS	507,650,092.40	10.79
FEDERATED GOVT OBLIGATIONS FUNDS	11,000,000.00	0.23
FIDELITY TREASURY MF	14,000,000.00	0.30
FREDDIE MAC	484,359,424.44	10.28
GENERAL ELECTRIC CO	125,532,743.46	2.67
INTL BANK OF RECONSTRUCTION AND DEV	174,718,250.00	3.71
JP MORGAN CHASE & CO	174,702,525.00	3.71
MICROSOFT CORP	25,019,300.00	0.53
MITSUBISHI UFJ FINANCIAL GROUP INC	199,940,325.00	4.24
NORDEA BANK AB	49,995,798.00	1.06
ROYAL BANK OF CANADA	49,995,045.00	1.06
STONECASTLE FICA	50,000,000.00	1.06
SUMITOMO MITSUI FINANCIAL GROUP INC	49,998,093.00	1.06
TORONTO-DOMINION BANK	200,090,812.00	4.25
TOYOTA MOTOR CORP	149,897,275.00	3.18
UNITED STATES TREASURY	442,705,990.00	9.40
US BANCORP	200,000,000.00	4.25
WAL-MART STORES INC	1,506,343.50	0.03
WELLS FARGO & COMPANY	119,766,365.74	2.54
WESTPAC BANKING CORP NY	125,030,932.50	2.65
Total	\$4,710,141,106.98	100.00%

Credit Quality (S&P Ratings)





Managed Account Detail of Securities Held

For the Month Ending **October 31, 2015**

SAN BERNARDINO COUNTY - 76990800

Security Type/Description Dated Date/Coupon/Maturity	CUSIP	Par	S&P Rating	Moody's Rating	Trade Date	Settle Date	Original Cost	YTM at Cost	Accrued Interest	Amortized Cost	Market Value
U.S. Treasury Bond / Note											
US TREASURY NOTES DTD 12/31/2010 2.125% 12/31/2015	912828PM6	25,000,000.00	AA+	Aaa	08/28/13	08/29/13	25,943,359.38	0.50	179,008.15	25,066,122.25	25,078,775.00
US TREASURY NOTES DTD 02/15/2013 0.375% 02/15/2016	912828UM0	25,000,000.00	AA+	Aaa	12/18/13	12/19/13	24,997,070.31	0.38	19,870.92	24,999,609.00	25,014,650.00
US TREASURY NOTES DTD 03/31/2011 2.250% 03/31/2016	912828QA1	25,000,000.00	AA+	Aaa	03/07/14	03/10/14	25,942,382.81	0.41	49,180.33	25,189,555.00	25,206,550.00
US TREASURY NOTES DTD 05/31/2011 1.750% 05/31/2016	912828QP8	25,000,000.00	AA+	Aaa	05/01/14	05/02/14	25,677,734.38	0.44	184,084.70	25,189,370.75	25,203,450.00
US TREASURY NOTES DTD 06/17/2013 0.500% 06/15/2016	912828VG2	25,000,000.00	AA+	Aaa	03/26/14	03/27/14	24,973,632.81	0.55	47,472.68	24,992,608.00	25,024,100.00
US TREASURY NOTES DTD 08/01/2011 1.500% 07/31/2016	912828QX1	25,000,000.00	AA+	Aaa	10/17/12	10/18/12	25,887,695.31	0.55	94,769.02	25,176,684.25	25,205,075.00
US TREASURY NOTES DTD 10/31/2011 1.000% 10/31/2016	912828RM4	25,000,000.00	AA+	Aaa	07/24/14	07/25/14	25,192,382.81	0.66	686.81	25,085,030.00	25,133,475.00
US TREASURY NOTES DTD 10/31/2011 1.000% 10/31/2016	912828RM4	25,000,000.00	AA+	Aaa	07/29/14	07/30/14	25,183,593.75	0.67	686.81	25,081,639.50	25,133,475.00
US TREASURY NOTES DTD 11/15/2006 4.625% 11/15/2016	912828FY1	25,000,000.00	AA+	Aaa	12/13/13	12/16/13	27,856,445.31	0.66	534,137.23	26,023,700.50	26,065,750.00
US TREASURY NOTES DTD 11/30/2011 0.875% 11/30/2016	912828RU6	25,000,000.00	AA+	Aaa	12/03/14	12/04/14	25,157,226.56	0.56	92,042.35	25,085,521.00	25,106,125.00
US TREASURY NOTES DTD 01/15/2014 0.750% 01/15/2017	912828A91	25,000,000.00	AA+	Aaa	12/05/14	12/08/14	25,025,390.63	0.70	55,536.68	25,014,591.00	25,071,625.00
US TREASURY NOTES DTD 01/31/2012 0.875% 01/31/2017	912828SC5	50,000,000.00	AA+	Aaa	12/06/13	12/09/13	50,257,812.50	0.71	110,563.86	50,102,978.50	50,222,000.00
US TREASURY NOTES DTD 02/29/2012 0.875% 02/28/2017	912828SJ0	25,000,000.00	AA+	Aaa	03/26/14	03/27/14	24,989,257.81	0.89	37,259.62	24,995,099.75	25,105,800.00
US TREASURY NOTES DTD 03/31/2012 1.000% 03/31/2017	912828SM3	25,000,000.00	AA+	Aaa	03/31/14	04/01/14	25,060,546.88	0.92	21,857.92	25,028,739.25	25,142,250.00



Managed Account Detail of Securities Held

For the Month Ending **October 31, 2015**

SAN BERNARDINO COUNTY - 76990800

Security Type/Description Dated Date/Coupon/Maturity	CUSIP	Par	S&P Rating	Moody's Rating	Trade Date	Settle Date	Original Cost	YTM at Cost	Accrued Interest	Amortized Cost	Market Value
U.S. Treasury Bond / Note											
US TREASURY NOTES DTD 05/31/2012 0.625% 05/31/2017	912828SY7	15,000,000.00	AA+	Aaa	05/07/14	05/08/14	14,866,992.19	0.92	39,446.72	14,930,973.75	14,995,515.00
US TREASURY NOTES DTD 07/02/2012 0.750% 06/30/2017	912828TB6	25,000,000.00	AA+	Aaa	04/29/14	04/30/14	24,797,851.56	1.01	63,179.35	24,893,140.25	25,036,775.00
US TREASURY NOTES DTD 08/31/2012 0.625% 08/31/2017	912828TM2	25,000,000.00	AA+	Aaa	06/10/14	06/11/14	24,675,781.25	1.04	26,614.01	24,814,514.50	24,960,600.00
Security Type Sub-Total		440,000,000.00					446,485,156.25	0.68	1,556,397.16	441,669,877.25	442,705,990.00
Supra-National Agency Bond / Note											
INTL BK RECON & DEV GLOBAL NT (CALLABLE) DTD 05/19/2015 0.770% 05/19/2017	45905USE5	25,000,000.00	AAA	Aaa	05/01/15	05/19/15	25,000,000.00	0.77	86,625.00	25,000,000.00	25,011,250.00
INTL BK RECON & DEV GLOBAL NT (CALLABLE) DTD 05/19/2015 0.770% 05/19/2017	45905USE5	25,000,000.00	AAA	Aaa	05/01/15	05/19/15	25,000,000.00	0.77	86,625.00	25,000,000.00	25,011,250.00
INTL BANK OF RECON AND DEV GLOBAL NOTES DTD 06/23/2015 1.000% 11/15/2017	459058EM1	25,000,000.00	AAA	Aaa	06/16/15	06/23/15	24,997,750.00	1.00	88,888.89	24,998,041.75	25,068,650.00
INTL BANK OF RECON AND DEV GLOBAL NOTES DTD 04/30/2015 1.000% 06/15/2018	459058EJ8	50,000,000.00	AAA	Aaa	04/22/15	04/30/15	49,914,500.00	1.06	188,888.89	49,928,144.00	49,885,950.00
INTL BANK OF RECON AND DEV GLOBAL NOTES DTD 10/07/2015 1.000% 10/05/2018	459058ER0	50,000,000.00	AAA	Aaa	09/30/15	10/07/15	49,915,000.00	1.06	33,333.33	49,916,866.50	49,741,150.00
Security Type Sub-Total		175,000,000.00					174,827,250.00	0.97	484,361.11	174,843,052.25	174,718,250.00
Money Market Fund											
FEDERATED GOVT OBLIGATIONS FUND	60934N104	11,000,000.00	AAA	Aaa	06/30/14	06/30/14	11,000,000.00	0.01	0.00	11,000,000.00	11,000,000.00
FIDELITY GOV'T MM FUND 57	316175108	14,000,000.00	AAA	Aaa	06/29/15	06/29/15	14,000,000.00	0.01	0.00	14,000,000.00	14,000,000.00



Managed Account Detail of Securities Held

For the Month Ending **October 31, 2015**

SAN BERNARDINO COUNTY - 76990800

Security Type/Description Dated Date/Coupon/Maturity	CUSIP	Par	S&P Rating	Moody's Rating	Trade Date	Settle Date	Original Cost	YTM at Cost	Accrued Interest	Amortized Cost	Market Value
Security Type Sub-Total		25,000,000.00					25,000,000.00	0.01	0.00	25,000,000.00	25,000,000.00
Joint Powers Authority											
CALIFORNIA ASSET MANAGEMENT PROGRAM	CAMPMF025	24,000,000.00	AAAm	NR	08/12/15	08/12/15	24,000,000.00	0.13	0.00	24,000,000.00	24,000,000.00
CALIFORNIA ASSET MANAGEMENT PROGRAM	CAMPMF025	50,000,000.00	AAAm	NR	06/25/15	06/25/15	50,000,000.00	0.13	0.00	50,000,000.00	50,000,000.00
CALIFORNIA ASSET MANAGEMENT PROGRAM	CAMPMF025	50,000,000.00	AAAm	NR	08/05/15	08/05/15	50,000,000.00	0.13	0.00	50,000,000.00	50,000,000.00
Security Type Sub-Total		124,000,000.00					124,000,000.00	0.13	0.00	124,000,000.00	124,000,000.00
Federal Agency Bond / Note											
FFCB NOTES AGENCY DTD 02/05/2014 0.310% 11/05/2015	3133EDET5	50,000,000.00	AA+	Aaa	01/29/14	02/05/14	49,990,000.00	0.32	75,777.78	49,999,936.50	50,000,550.00
FHLB NOTES DTD 11/06/2012 0.450% 11/24/2015	3134G3W55	25,000,000.00	AA+	Aaa	06/26/13	06/27/13	24,922,500.00	0.58	49,062.50	24,997,933.00	25,003,875.00
FHLB NOTES DTD 11/05/2010 1.375% 12/11/2015	313371NW2	25,000,000.00	AA+	Aaa	03/08/13	03/11/13	25,625,000.00	0.46	133,680.56	25,025,385.00	25,032,225.00
FHLB NOTES DTD 09/19/2014 0.300% 12/18/2015	3130A32K9	25,000,000.00	AA+	Aaa	11/06/14	11/07/14	25,015,332.50	0.24	8,750.00	25,001,799.50	25,004,775.00
FANNIE MAE GLOBAL NOTES DTD 01/18/2011 2.250% 03/15/2016	3135G0AL7	50,000,000.00	AA+	Aaa	02/10/12	02/13/12	52,881,500.00	0.81	143,750.00	50,266,165.50	50,371,550.00
FANNIE MAE GLOBAL NOTES DTD 01/18/2011 2.250% 03/15/2016	3135G0AL7	50,000,000.00	AA+	Aaa	02/10/12	02/13/12	52,881,500.00	0.81	143,750.00	50,266,165.50	50,371,550.00
FANNIE MAE GLOBAL NOTES DTD 02/15/2013 0.500% 03/30/2016	3135G0VA8	40,000,000.00	AA+	Aaa	02/14/13	02/15/13	39,954,400.00	0.54	17,222.22	39,993,914.80	40,045,280.00
FFCB NOTES DTD 11/25/2014 0.375% 05/25/2016	3133EECW8	25,000,000.00	AA+	Aaa	11/18/14	11/25/14	25,000,000.00	0.38	40,625.00	25,000,000.00	25,008,575.00
FFCB NOTES DTD 11/25/2014 0.375% 05/25/2016	3133EECW8	25,000,000.00	AA+	Aaa	11/18/14	11/25/14	25,000,000.00	0.38	40,625.00	25,000,000.00	25,008,575.00



Managed Account Detail of Securities Held

For the Month Ending **October 31, 2015**

SAN BERNARDINO COUNTY - 76990800

Security Type/Description Dated Date/Coupon/Maturity	CUSIP	Par	S&P Rating	Moody's Rating	Trade Date	Settle Date	Original Cost	YTM at Cost	Accrued Interest	Amortized Cost	Market Value
Federal Agency Bond / Note											
FHLMC NOTES DTD 04/08/2011 2.500% 05/27/2016	3137EACT4	50,000,000.00	AA+	Aaa	01/04/13	01/07/13	53,272,500.00	0.55	534,722.22	50,556,780.00	50,603,800.00
FHLB NOTES DTD 07/22/2013 0.800% 07/22/2016	313383QU8	25,000,000.00	AA+	Aaa	07/10/13	07/22/13	24,997,500.00	0.80	55,000.00	24,999,390.50	25,069,600.00
FHLB NOTES DTD 12/01/2014 0.430% 08/01/2016	3130A3M50	36,450,000.00	AA+	Aaa	12/02/14	12/03/14	36,424,120.50	0.47	39,183.75	36,438,283.51	36,475,405.65
FHLB NOTES DTD 02/09/2015 0.450% 08/09/2016	3130A45N8	25,000,000.00	AA+	Aaa	02/09/15	02/10/15	24,955,750.00	0.57	25,625.00	24,977,135.50	25,011,500.00
FNMA NOTES DTD 07/19/2013 0.625% 08/26/2016	3135G0YE7	50,000,000.00	AA+	Aaa	07/17/13	07/19/13	49,839,500.00	0.73	56,423.61	49,957,257.50	50,066,550.00
FHLB NOTES DTD 08/26/2010 2.000% 09/09/2016	313370TW8	25,000,000.00	AA+	Aaa	11/25/14	11/26/14	25,657,000.00	0.52	72,222.22	25,315,455.25	25,328,125.00
FNMA NOTES AGENCY (EX-CALLABLE) DTD 03/26/2013 0.625% 09/26/2016	3135G0VX8	25,000,000.00	AA+	Aaa	09/05/13	09/06/13	24,570,000.00	1.20	15,190.97	24,871,354.75	25,029,725.00
FHLB NOTES DTD 08/07/2014 0.500% 09/28/2016	3130A2T97	15,000,000.00	AA+	Aaa	08/06/14	08/07/14	14,966,250.00	0.61	6,875.00	14,985,629.25	15,008,970.00
FHLMC NOTES DTD 08/16/2013 0.875% 10/14/2016	3137EADS5	25,000,000.00	AA+	Aaa	08/14/13	08/16/13	24,996,250.00	0.88	10,329.86	24,998,843.00	25,090,350.00
FFCB NOTES DTD 10/14/2014 0.600% 10/14/2016	3133EDX98	25,000,000.00	AA+	Aaa	10/03/14	10/14/14	24,975,000.00	0.65	7,083.33	24,988,050.75	25,055,125.00
FHLMC NOTES DTD 08/16/2013 0.875% 10/14/2016	3137EADS5	25,000,000.00	AA+	Aaa	10/03/14	10/06/14	25,111,500.00	0.65	10,329.86	25,052,716.50	25,090,350.00
FHLB NOTES (CALLABLE) DTD 10/28/2015 0.400% 10/28/2016	3130A6MW4	25,000,000.00	AA+	Aaa	10/14/15	10/28/15	25,000,000.00	0.40	833.33	25,000,000.00	24,962,025.00
FFCB NOTES DTD 11/03/2015 0.400% 11/03/2016	3133EFMW4	25,000,000.00	AA+	Aaa	10/27/15	11/03/15	24,998,425.00	0.41	0.00	24,998,425.00	24,982,475.00
FANNIE MAE NOTES DTD 10/20/2011 1.375% 11/15/2016	3135G0ES8	25,000,000.00	AA+	Aaa	05/10/13	05/13/13	25,707,250.00	0.56	158,506.94	25,211,032.50	25,226,350.00



Managed Account Detail of Securities Held

For the Month Ending **October 31, 2015**

SAN BERNARDINO COUNTY - 76990800

Security Type/Description Dated Date/Coupon/Maturity	CUSIP	Par	S&P Rating	Moody's Rating	Trade Date	Settle Date	Original Cost	YTM at Cost	Accrued Interest	Amortized Cost	Market Value
Federal Agency Bond / Note											
FANNIE MAE NOTES DTD 10/20/2011 1.375% 11/15/2016	3135G0ES8	25,000,000.00	AA+	Aaa	05/31/13	06/03/13	25,563,500.00	0.71	158,506.94	25,171,140.25	25,226,350.00
FANNIE MAE NOTES DTD 10/20/2011 1.375% 11/15/2016	3135G0ES8	25,000,000.00	AA+	Aaa	11/12/13	11/13/13	25,493,750.00	0.71	158,506.94	25,171,848.75	25,226,350.00
FHLB NOTES DTD 11/15/2013 0.625% 12/28/2016	3130A0C65	20,000,000.00	AA+	Aaa	11/14/13	11/15/13	19,942,800.00	0.72	42,708.33	19,978,606.60	20,018,060.00
FHLMC NOTES (CALLABLE) DTD 01/27/2015 0.700% 01/27/2017	3134G6AW3	50,000,000.00	AA+	Aaa	01/21/15	01/27/15	50,000,000.00	0.70	91,388.89	50,000,000.00	50,021,550.00
FANNIE MAE GLOBAL NOTES DTD 01/09/2012 1.250% 01/30/2017	3135G0GY3	50,000,000.00	AA+	Aaa	10/16/14	10/17/14	50,746,000.00	0.59	157,986.11	50,408,242.50	50,415,950.00
FANNIE MAE GLOBAL NOTES DTD 01/09/2012 1.250% 01/30/2017	3135G0GY3	50,000,000.00	AA+	Aaa	10/27/14	10/28/14	50,713,000.00	0.61	157,986.11	50,395,478.50	50,415,950.00
FHLMC NOTES DTD 01/21/2014 0.875% 02/22/2017	3137EADT3	25,000,000.00	AA+	Aaa	01/17/14	01/21/14	24,959,750.00	0.93	41,927.08	24,982,784.00	25,093,225.00
FFCB (FLOATING) NOTES DTD 02/27/2014 0.249% 02/27/2017	3133EDFW7	30,000,000.00	AA+	Aaa	02/21/14	02/27/14	30,000,000.00	0.21	1,035.42	30,000,000.00	30,015,720.00
FHLB AGENCY DTD 03/06/2015 0.720% 03/06/2017	3130A4K27	50,000,000.00	AA+	Aaa	03/26/15	03/27/15	50,004,500.00	0.72	55,000.00	50,003,151.50	50,027,600.00
FHLB NOTES DTD 02/06/2012 0.875% 03/10/2017	3133782N0	25,000,000.00	AA+	Aaa	12/23/14	12/26/14	24,975,224.50	0.92	30,989.58	24,984,722.50	25,086,750.00
FHLB NOTES (CALLABLE) DTD 03/17/2015 0.800% 03/17/2017	3130A4GT3	50,000,000.00	AA+	Aaa	03/03/15	03/17/15	49,955,000.00	0.85	48,888.89	49,968,923.00	50,074,250.00
FHLMC NOTES (CALLABLE) DTD 04/14/2015 0.800% 04/14/2017	3134G6PN7	50,000,000.00	AA+	Aaa	03/24/15	04/14/15	50,000,000.00	0.80	18,888.89	50,000,000.00	50,056,900.00
FFCB (FLOATING) NOTES DTD 04/17/2014 0.247% 04/17/2017	3133EDJX1	25,000,000.00	AA+	Aaa	04/11/14	04/17/14	25,000,000.00	0.21	2,570.31	25,000,000.00	25,011,000.00
FANNIE MAE GLOBAL NOTES DTD 04/16/2007 5.000% 05/11/2017	31359M7X5	50,000,000.00	AA+	Aaa	03/26/15	03/27/15	54,460,500.00	0.75	1,180,555.56	53,218,480.50	53,271,200.00



Managed Account Detail of Securities Held

For the Month Ending **October 31, 2015**

SAN BERNARDINO COUNTY - 76990800

Security Type/Description Dated Date/Coupon/Maturity	CUSIP	Par	S&P Rating	Moody's Rating	Trade Date	Settle Date	Original Cost	YTM at Cost	Accrued Interest	Amortized Cost	Market Value
Federal Agency Bond / Note											
FHLMC NOTES (CALLABLE) DTD 05/18/2015 0.800% 05/18/2017	3134G6G31	16,000,000.00	AA+	Aaa	05/01/15	05/18/15	16,000,000.00	0.80	57,955.56	16,000,000.00	16,010,272.00
FHLMC NOTES (CALLABLE) DTD 05/18/2015 0.800% 05/18/2017	3134G6G31	17,000,000.00	AA+	Aaa	05/01/15	05/18/15	17,000,000.00	0.80	61,577.78	17,000,000.00	17,010,914.00
FHLMC NOTES (CALLABLE) DTD 05/18/2015 0.800% 05/18/2017	3134G6G31	17,000,000.00	AA+	Aaa	05/01/15	05/18/15	17,000,000.00	0.80	61,577.78	17,000,000.00	17,010,914.00
FHLMC NOTES DTD 12/30/2014 0.990% 06/30/2017	3134G5VY8	50,000,000.00	AA+	Aaa	12/18/14	12/30/14	50,000,000.00	0.99	166,375.00	50,000,000.00	50,168,050.00
FHLMC NOTES DTD 05/29/2015 0.750% 07/14/2017	3137EADV8	25,000,000.00	AA+	Aaa	05/28/15	05/29/15	24,980,500.00	0.79	79,166.67	24,984,379.00	25,001,450.00
FHLMC NOTES (CALLABLE) DTD 06/23/2015 0.950% 08/23/2017	3134G7BM2	25,000,000.00	AA+	Aaa	06/05/15	06/23/15	25,000,000.00	0.95	84,444.44	25,000,000.00	25,057,325.00
FHLB NOTES (CALLABLE) DTD 06/25/2015 0.950% 08/24/2017	3130A5LX5	25,000,000.00	AA+	Aaa	06/05/15	06/25/15	25,000,000.00	0.95	83,125.00	25,000,000.00	25,055,125.00
FHLB NOTES DTD 07/24/2015 0.750% 08/28/2017	3130A62S5	17,000,000.00	AA+	Aaa	07/23/15	07/24/15	16,961,920.00	0.86	22,312.50	16,966,766.87	16,996,158.00
FHLB NOTES DTD 06/02/2015 0.750% 08/28/2017	3130A5HT9	23,250,000.00	AA+	Aaa	06/02/15	06/03/15	23,211,172.50	0.83	30,515.63	23,218,225.62	23,244,768.75
FANNIE MAE GLOBAL NOTES DTD 07/20/2012 0.875% 08/28/2017	3135G0MZ3	50,000,000.00	AA+	Aaa	09/18/12	09/19/12	50,046,000.00	0.86	76,562.50	50,017,230.50	50,109,650.00
FFCB NOTES DTD 02/25/2015 1.000% 09/25/2017	3133EEOX1	19,589,000.00	AA+	Aaa	04/28/15	04/29/15	19,682,047.75	0.80	19,589.00	19,662,658.36	19,638,560.17
FFCB NOTES DTD 02/25/2015 1.000% 09/25/2017	3133EEOX1	25,000,000.00	AA+	Aaa	03/04/15	03/04/15	25,010,711.25	0.98	25,000.00	25,007,959.00	25,063,250.00
FNMA NOTES DTD 08/25/2014 1.000% 09/27/2017	3135G0ZL0	10,000,000.00	AA+	Aaa	08/21/14	08/25/14	9,964,300.00	1.12	9,444.44	9,977,821.20	10,038,900.00
FREDDIE MAC GLOBAL NOTES (EX-CALLABLE) DTD 09/27/2012 1.000% 09/27/2017	3134G3M31	10,000,000.00	AA+	Aaa	04/28/15	04/29/15	10,046,400.00	0.81	9,444.44	10,036,754.00	10,035,850.00



Managed Account Detail of Securities Held

For the Month Ending **October 31, 2015**

SAN BERNARDINO COUNTY - 76990800

Security Type/Description Dated Date/Coupon/Maturity	CUSIP	Par	S&P Rating	Moody's Rating	Trade Date	Settle Date	Original Cost	YTM at Cost	Accrued Interest	Amortized Cost	Market Value
Federal Agency Bond / Note											
FHLB NOTES DTD 09/03/2014 1.100% 09/29/2017	3130A2XL5	15,000,000.00	AA+	Aaa	09/04/14	09/05/14	14,974,950.00	1.16	14,666.67	14,984,270.25	15,051,495.00
FHLB NOTES DTD 09/03/2014 1.100% 09/29/2017	3130A2XL5	25,000,000.00	AA+	Aaa	09/04/14	09/05/14	24,962,000.00	1.15	24,444.44	24,976,136.75	25,085,825.00
FANNIE MAE GLOBAL NOTES DTD 09/24/2012 0.875% 10/26/2017	3135G0PQ0	25,000,000.00	AA+	Aaa	04/28/15	04/29/15	25,044,575.00	0.80	3,038.19	25,035,605.00	25,036,550.00
FNMA NOTES (CALLABLE) DTD 11/15/2012 1.000% 11/15/2017	3135G0RQ8	25,000,000.00	AA+	Aaa	12/12/12	12/13/12	25,032,500.00	0.97	115,277.78	25,000,000.00	24,992,925.00
FFCB NOTES DTD 12/18/2014 1.125% 12/18/2017	3133EEFE5	25,000,000.00	AA+	Aaa	12/09/14	12/18/14	24,975,925.00	1.16	103,906.25	24,982,819.00	25,127,575.00
FFCB NOTES DTD 12/18/2014 1.125% 12/18/2017	3133EEFE5	25,000,000.00	AA+	Aaa	12/09/14	12/18/14	24,976,000.00	1.16	103,906.25	24,982,872.50	25,127,575.00
FNMA NOTES (CALLABLE) DTD 12/26/2012 1.000% 12/26/2017	3135G0SJ3	22,155,000.00	AA+	Aaa	01/03/13	01/04/13	22,159,431.00	1.00	76,927.08	22,155,000.00	22,174,585.02
FHLMC NOTES DTD 11/21/2012 0.750% 01/12/2018	3137EADN6	25,000,000.00	AA+	Aaa	01/28/13	01/29/13	24,656,750.00	1.04	56,770.83	24,845,585.25	24,930,525.00
FHLMC NOTES DTD 11/21/2012 0.750% 01/12/2018	3137EADN6	25,000,000.00	AA+	Aaa	01/30/13	01/31/13	24,670,250.00	1.02	56,770.83	24,851,519.00	24,930,525.00
FHLB NOTES DTD 02/27/2015 1.125% 04/25/2018	3130A4GJ5	30,000,000.00	AA+	Aaa	02/26/15	02/27/15	29,986,200.00	1.14	5,625.00	29,989,035.00	30,157,410.00
FHLB NOTES DTD 05/04/2015 1.000% 05/04/2018	3130A57K9	25,000,000.00	AA+	Aaa	04/28/15	05/04/15	25,006,500.00	0.99	122,916.67	25,005,447.75	24,960,025.00
FFCB NOTES DTD 05/11/2015 1.030% 05/11/2018	3133EEJ50	25,000,000.00	AA+	Aaa	05/04/15	05/11/15	24,980,500.00	1.06	121,597.22	24,983,529.25	24,999,225.00
FFCB NOTES DTD 05/11/2015 1.030% 05/11/2018	3133EEJ50	25,000,000.00	AA+	Aaa	05/05/15	05/11/15	24,954,575.00	1.09	121,597.22	24,961,628.25	24,999,225.00
FNMA BENCHMARK NOTE DTD 09/01/2015 1.125% 10/19/2018	3135G0E58	12,000,000.00	AA+	Aaa	09/09/15	09/10/15	11,972,640.00	1.20	4,500.00	11,973,837.24	12,012,396.00



Managed Account Detail of Securities Held

For the Month Ending **October 31, 2015**

SAN BERNARDINO COUNTY - 76990800

Security Type/Description Dated Date/Coupon/Maturity	CUSIP	Par	S&P Rating	Moody's Rating	Trade Date	Settle Date	Original Cost	YTM at Cost	Accrued Interest	Amortized Cost	Market Value
Federal Agency Bond / Note											
FNMA BENCHMARK NOTE DTD 09/01/2015 1.125% 10/19/2018	3135G0E58	25,000,000.00	AA+	Aaa	09/09/15	09/10/15	24,943,250.00	1.20	9,375.00	24,945,733.25	25,025,825.00
FREDDIE MAC GLOBAL NOTES DTD 07/30/2012 1.250% 08/01/2019	3137EADK2	23,347,000.00	AA+	Aaa	08/07/15	08/10/15	23,123,989.46	1.50	72,959.38	23,136,296.13	23,243,549.44
Security Type Sub-Total		1,948,791,000.00					1,964,878,389.46	0.77	5,593,877.75	1,953,866,141.08	1,957,104,583.03
Corporate Note											
GENERAL ELECTRIC CO CORPORATE NOTES DTD 12/12/2012 1.000% 12/11/2015	36962G6M1	25,000,000.00	AA+	Aa3	01/15/15	01/21/15	25,127,250.00	0.43	97,222.22	25,015,922.25	25,016,750.00
GENERAL ELEC CAP CORP (FLOATING) DTD 01/08/2013 0.918% 01/08/2016	36962G6Q2	25,000,000.00	AA+	A1	01/31/14	02/05/14	25,200,250.00	0.43	15,300.00	25,021,034.00	25,023,175.00
GENERAL ELEC CAP CORP (FLOAT) DTD 01/14/2014 0.551% 01/14/2016	36962G7E8	20,450,000.00	AA+	A1	03/07/14	03/11/14	20,474,335.50	0.41	5,631.42	20,454,459.74	20,453,251.55
GENERAL ELEC CAP CORP (FLOAT) DTD 02/08/2012 1.111% 02/08/2016	36962G5T7	5,035,000.00	AA+	A1	03/07/14	03/12/14	5,093,607.40	0.42	12,901.66	5,043,995.03	5,042,466.91
WELLS FARGO COMPANY CORPORATE STEP NOTE DTD 09/15/2010 3.676% 06/15/2016	949746OU8	18,195,000.00	A+	A2	04/22/15	04/27/15	18,816,723.15	0.65	85,463.94	18,536,923.53	18,533,135.88
WELLS FARGO & COMPANY DTD 07/29/2013 1.250% 07/20/2016	94974BFL9	15,311,000.00	A+	A2	06/24/15	06/29/15	15,389,851.65	0.76	53,694.83	15,364,666.89	15,377,480.36
WELLS FARGO & COMPANY (FLOATING) DTD 07/29/2013 0.847% 07/20/2016	94974BFM7	25,000,000.00	A+	A2	08/11/15	08/14/15	25,082,000.00	0.48	7,059.58	25,064,349.75	25,055,100.00
WELLS FARGO & COMPANY DTD 07/29/2013 1.250% 07/20/2016	94974BFL9	25,000,000.00	A+	A2	09/29/15	09/30/15	25,108,500.00	0.71	87,673.61	25,096,933.75	25,108,550.00
WELLS FARGO & COMPANY GLOBAL NOTES DTD 12/12/2011 2.625% 12/15/2016	94974BEZ9	10,500,000.00	A+	A2	04/22/15	04/27/15	10,805,025.00	0.83	104,125.00	10,710,021.21	10,696,549.50
WAL-MART STORES INC CORP NOTES DTD 04/22/2014 1.000% 04/21/2017	931142DN0	1,500,000.00	AA	Aa2	04/15/14	04/22/14	1,499,775.00	1.01	416.67	1,499,888.60	1,506,343.50



Managed Account Detail of Securities Held

For the Month Ending **October 31, 2015**

SAN BERNARDINO COUNTY - 76990800

Security Type/Description Dated Date/Coupon/Maturity	CUSIP	Par	S&P Rating	Moody's Rating	Trade Date	Settle Date	Original Cost	YTM at Cost	Accrued Interest	Amortized Cost	Market Value
Corporate Note											
MICROSOFT CORP NOTES DTD 11/03/2015 1.300% 11/03/2018	594918BF0	1,000,000.00	AAA	Aaa	10/30/15	11/04/15	1,001,640.00	1.24	36.11	1,001,640.00	1,000,772.00
MICROSOFT CORP NOTES DTD 11/03/2015 1.300% 11/03/2018	594918BF0	1,000,000.00	AAA	Aaa	10/30/15	11/04/15	1,001,670.00	1.24	36.11	1,001,670.00	1,000,772.00
MICROSOFT CORP NOTES DTD 11/03/2015 1.300% 11/03/2018	594918BF0	3,500,000.00	AAA	Aaa	10/30/15	11/04/15	3,505,425.00	1.25	126.39	3,505,425.00	3,502,702.00
MICROSOFT CORP NOTES DTD 11/03/2015 1.300% 11/03/2018	594918BF0	4,500,000.00	AAA	Aaa	10/30/15	11/04/15	4,506,750.00	1.25	162.50	4,506,750.00	4,503,474.00
MICROSOFT CORP NOTES DTD 11/03/2015 1.300% 11/03/2018	594918BF0	5,000,000.00	AAA	Aaa	10/30/15	11/04/15	5,007,050.00	1.25	180.56	5,007,050.00	5,003,860.00
MICROSOFT CORP NOTES DTD 11/03/2015 1.300% 11/03/2018	594918BF0	5,000,000.00	AAA	Aaa	10/30/15	11/04/15	5,007,750.00	1.25	180.56	5,007,750.00	5,003,860.00
MICROSOFT CORP NOTES DTD 11/03/2015 1.300% 11/03/2018	594918BF0	5,000,000.00	AAA	Aaa	10/30/15	11/04/15	5,008,500.00	1.24	180.56	5,008,500.00	5,003,860.00
Security Type Sub-Total		195,991,000.00					197,636,102.70	0.65	470,391.72	196,846,979.75	196,832,102.70
Commercial Paper											
CREDIT AGRICOLE CIB NY COMM PAPER DTD 10/30/2015 0.000% 11/02/2015	22533UY23	15,000,000.00	A-1	P-1	10/30/15	10/30/15	14,999,912.50	0.07	0.00	14,999,970.90	14,999,820.00
JP MORGAN SECURITIES LLC COMM PAPER -- 0.000% 11/02/2015	46640OY21	50,000,000.00	A-1	P-1	04/07/15	04/07/15	49,898,402.78	0.35	0.00	49,999,514.00	49,999,400.00
US BANK NA INT BEAR COMM PAPER DTD 10/30/2015 0.100% 11/02/2015	90349TEG8	200,000,000.00	A-1+	P-1	10/30/15	10/30/15	200,000,000.00	0.10	1,111.11	200,000,000.00	200,000,000.00
JP MORGAN SECURITIES LLC COMM PAPER -- 0.000% 11/12/2015	46640OYC9	50,000,000.00	A-1	P-1	04/13/15	04/13/15	49,896,458.33	0.35	0.00	49,994,653.00	49,997,300.00
BANK OF TOKYO MITSUBISHI COMM PAPER DTD 09/28/2015 0.000% 11/13/2015	06538CYD7	50,000,000.00	A-1	P-1	09/28/15	09/28/15	49,985,944.44	0.22	0.00	49,996,333.50	49,996,700.00
GENERAL ELEC CAP CORP COMM PAPER -- 0.000% 11/16/2015	36959JYG2	50,000,000.00	A-1+	P-1	04/22/15	04/23/15	49,913,750.00	0.30	0.00	49,993,750.00	49,997,100.00



Managed Account Detail of Securities Held

For the Month Ending **October 31, 2015**

SAN BERNARDINO COUNTY - 76990800

Security Type/Description Dated Date/Coupon/Maturity	CUSIP	Par	S&P Rating	Moody's Rating	Trade Date	Settle Date	Original Cost	YTM at Cost	Accrued Interest	Amortized Cost	Market Value
Commercial Paper											
BANK OF TOKYO MITSUBISHI COMM PAPER DTD 09/29/2015 0.000% 12/18/2015	06538CZJ3	50,000,000.00	A-1	P-1	09/29/15	09/29/15	49,968,888.89	0.28	0.00	49,981,722.00	49,985,350.00
BANK OF TOKYO MITSUBISHI UFJ COMM PAPER DTD 10/06/2015 0.000% 12/21/2015	06538CZM6	25,000,000.00	A-1	P-1	10/06/15	10/06/15	24,985,750.00	0.27	0.00	24,990,625.00	24,992,100.00
BNP PARIBAS NY BRANCH COMM PAPER DTD 06/19/2015 0.000% 12/21/2015	09659CZM3	50,000,000.00	A-1	P-1	09/23/15	09/24/15	49,962,111.11	0.31	0.00	49,978,472.00	49,985,050.00
BNP PARIBAS NY BRANCH COMM PAPER DTD 06/19/2015 0.000% 12/21/2015	09659CZM3	50,000,000.00	A-1	P-1	09/24/15	09/24/15	49,962,111.11	0.31	0.00	49,978,472.00	49,985,050.00
BANK OF TOKYO MITSUBISHI UFJ COMM PAPER DTD 10/01/2015 0.000% 01/04/2016	06538BA45	25,000,000.00	A-1	P-1	10/05/15	10/05/15	24,980,409.72	0.31	0.00	24,986,222.25	24,988,725.00
BANK OF TOKYO MITSUBISHI UFJ COMM PAPER DTD 10/01/2015 0.000% 01/04/2016	06538BA45	50,000,000.00	A-1	P-1	10/01/15	10/01/15	49,959,097.22	0.31	0.00	49,972,444.50	49,977,450.00
TOYOTA MOTOR CREDIT CORP COMM PAPER DTD 06/04/2015 0.000% 03/01/2016	89233GC12	25,000,000.00	A-1+	P-1	10/29/15	11/02/15	24,975,000.00	0.30	0.00	24,975,000.00	24,973,875.00
TOYOTA MOTOR CREDIT CORP FLT COMM PAPER DTD 08/26/2015 0.397% 05/20/2016	89233AHG7	50,000,000.00	A-1+	P-1	08/25/15	08/26/15	50,000,000.00	0.40	3,307.92	50,000,000.00	49,994,800.00
TOYOTA MOTOR CRED CORP FLOAT COMM PAPER DTD 09/01/2015 0.397% 05/26/2016	89233AJD2	50,000,000.00	A-1+	P-1	09/01/15	09/01/15	50,000,000.00	0.40	17,093.06	50,000,000.00	50,020,500.00
JP MORGAN SECURITIES LLC COMM PAPER DTD 10/19/2015 0.000% 07/15/2016	46640PGF4	25,000,000.00	A-1	P-1	10/21/15	10/21/15	24,884,611.11	0.62	0.00	24,889,347.25	24,906,825.00
TOYOTA MOTOR CREDIT CORP COMM PAPER -- 0.000% 07/25/2016	89233GGR1	25,000,000.00	A-1+	P-1	10/29/15	11/02/15	24,883,625.00	0.63	0.00	24,883,625.00	24,908,100.00



Managed Account Detail of Securities Held

For the Month Ending **October 31, 2015**

SAN BERNARDINO COUNTY - 76990800

Security Type/Description Dated Date/Coupon/Maturity	CUSIP	Par	S&P Rating	Moody's Rating	Trade Date	Settle Date	Original Cost	YTM at Cost	Accrued Interest	Amortized Cost	Market Value
Commercial Paper											
JP MORGAN SECURITIES LLC COMM PAPER DTD 10/29/2015 0.000% 07/25/2016	46640PGR8	50,000,000.00	A-1	P-1	10/29/15	10/29/15	49,756,250.00	0.65	0.00	49,758,958.50	49,799,000.00
Security Type Sub-Total		890,000,000.00					889,012,322.21	0.30	21,512.09	889,379,109.90	889,507,145.00
Certificate of Deposit											
WESTPAC BANKING CORP NY CERT DEPOS DTD 10/17/2014 0.310% 11/02/2015	96121TXW3	25,000,000.00	A-1+	P-1	10/16/14	10/17/14	25,000,000.00	0.18	81,805.56	25,000,000.00	25,000,437.50
TORONTO DOMINION BANK NY CERT DEPOS DTD 10/29/2014 0.320% 11/02/2015	89112UG47	25,000,000.00	A-1+	P-1	10/29/14	10/29/14	25,000,000.00	0.17	81,777.78	25,000,000.00	25,000,465.00
WESTPAC BANKING CORP NY CERT DEPOS DTD 11/10/2014 0.330% 11/02/2015	96121TYE2	25,000,000.00	A-1+	P-1	11/06/14	11/10/14	25,000,000.00	0.32	81,583.33	25,000,000.00	25,000,492.50
WESTPAC BANKING CORP NY CERT DEPOS DTD 11/17/2014 0.340% 11/17/2015	96121TYF9	25,000,000.00	A-1+	P-1	11/13/14	11/17/14	25,000,000.00	0.34	82,402.78	25,000,000.00	25,003,932.50
ROYAL BANK OF CANADA NY CERT DEPOS DTD 05/20/2015 0.300% 11/20/2015	78009NUO7	25,000,000.00	A-1+	P-1	05/20/15	05/21/15	25,000,000.00	0.30	34,375.00	25,000,000.00	25,003,420.00
TORONTO DOMINION BANK NY CERT DEPOS DTD 11/26/2014 0.320% 11/30/2015	89112US44	25,000,000.00	A-1+	P-1	11/25/14	11/26/14	25,000,000.00	0.17	75,555.56	25,000,000.00	25,005,362.50
SUMITOMO MITSUI BANK NY CERT DEPOS DTD 10/27/2015 0.170% 12/01/2015	86563QDT4	50,000,000.00	A-1	P-1	10/27/15	10/27/15	50,000,000.00	0.17	1,180.56	50,000,000.00	49,998,093.00
WESTPAC BANKING CORP NY CERT DEPOS DTD 12/04/2014 0.370% 12/04/2015	96121TYG7	25,000,000.00	A-1+	P-1	12/03/14	12/04/14	25,000,000.00	0.37	85,305.56	25,000,000.00	25,008,047.50
BANK OF NOVA SCOTIA HOUSTON CERT DEPOS DTD 12/10/2014 0.360% 12/10/2015	06417HXP6	25,000,000.00	A-1	P-1	12/09/14	12/10/14	25,000,000.00	0.36	81,500.00	25,000,000.00	25,008,242.50
TORONTO DOMINION BANK NY CERT DEPOS DTD 12/16/2014 0.400% 01/04/2016	89112U3A7	25,000,000.00	A-1+	P-1	12/12/14	12/16/14	25,000,000.00	0.23	88,888.89	25,000,000.00	25,012,625.00



Managed Account Detail of Securities Held

For the Month Ending **October 31, 2015**

SAN BERNARDINO COUNTY - 76990800

Security Type/Description Dated Date/Coupon/Maturity	CUSIP	Par	S&P Rating	Moody's Rating	Trade Date	Settle Date	Original Cost	YTM at Cost	Accrued Interest	Amortized Cost	Market Value
Certificate of Deposit											
BANK OF NOVA SCOTIA HOUSTON CERT DEPOS DTD 12/29/2014 0.420% 01/04/2016	06417HYK6	25,000,000.00	A-1	P-1	12/29/14	12/29/14	25,000,000.00	0.22	89,541.67	25,000,000.00	25,014,427.50
WESTPAC BANKING CORP NY CERT DEPOS DTD 01/02/2015 0.460% 01/04/2016	96121TYO5	25,000,000.00	A-1+	P-1	12/29/14	01/02/15	25,000,000.00	0.23	96,791.67	25,000,000.00	25,018,022.50
NORDEA BANK FINLAND NY CERT DEPOS DTD 09/29/2015 0.235% 01/04/2016	65558LJF0	50,000,000.00	A-1+	P-1	09/29/15	09/29/15	50,000,000.00	0.24	10,770.83	50,000,000.00	49,995,798.00
TORONTO DOMINION BANK NY CERT DEPOS DTD 01/09/2015 0.440% 01/15/2016	89112U6H9	25,000,000.00	A-1+	P-1	01/09/15	01/09/15	25,000,000.00	0.43	90,444.44	25,000,000.00	25,007,105.00
BMO HARRIS BANK NA CERT DEPOS DTD 01/23/2015 0.450% 02/01/2016	05574BDO0	25,000,000.00	A-1	P-1	01/22/15	01/23/15	25,000,000.00	0.46	88,125.00	25,000,000.00	25,007,780.00
BANK OF NOVA SCOTIA HOUSTON CERT DEPOS DTD 01/28/2015 0.410% 02/01/2016	06417HA30	25,000,000.00	A-1	P-1	01/27/15	01/28/15	25,000,000.00	0.21	78,868.06	25,000,000.00	25,013,395.00
BMO HARRIS BANK NA CERT DEPOS DTD 01/30/2015 0.450% 02/01/2016	05574BDS6	25,000,000.00	A-1	P-1	01/29/15	01/30/15	25,000,000.00	0.23	85,937.50	25,000,000.00	25,018,532.50
TORONTO DOMINION BANK NY CERT DEPOS DTD 02/03/2015 0.400% 02/01/2016	89113ECF1	25,000,000.00	A-1+	P-1	02/02/15	02/03/15	25,000,000.00	0.40	75,277.78	25,000,000.00	25,012,117.50
TORONTO DOMINION BANK NY CERT DEPOS DTD 10/28/2015 0.230% 03/01/2016	89113EJ98	25,000,000.00	A-1+	P-1	10/28/15	10/28/15	25,000,000.00	0.23	638.89	25,000,000.00	24,975,637.00
BANK OF NOVA SCOTIA HOUSTON CERT DEPOS DTD 09/02/2015 0.500% 03/21/2016	06417H5D4	25,000,000.00	A-1	P-1	09/02/15	09/02/15	25,000,000.00	0.10	20,833.33	25,000,000.00	25,015,127.50
ROYAL BANK OF CANADA NY FLT CERT DEPOS DTD 08/07/2015 0.405% 05/06/2016	78009NVV5	25,000,000.00	A-1+	P-1	08/06/15	08/07/15	25,000,000.00	0.41	7,307.08	25,000,000.00	24,991,625.00



Managed Account Detail of Securities Held

For the Month Ending **October 31, 2015**

SAN BERNARDINO COUNTY - 76990800

Security Type/Description Dated Date/Coupon/Maturity	CUSIP	Par	S&P Rating	Moody's Rating	Trade Date	Settle Date	Original Cost	YTM at Cost	Accrued Interest	Amortized Cost	Market Value
Certificate of Deposit											
BANK OF NOVA SCOTIA HOUSTON CERT DEPOS DTD 06/10/2015 0.590% 06/09/2016	06417HY34	25,000,000.00	A-1	P-1	06/09/15	06/10/15	25,000,000.00	0.59	59,000.00	25,000,000.00	24,942,310.75
BANK OF NOVA SCOTIA NY FLOATING CD DTD 07/10/2015 0.407% 07/11/2016	06417H3P9	50,000,000.00	A-1	P-1	07/09/15	07/10/15	50,000,000.00	0.41	11,311.32	50,000,000.00	49,934,500.00
BANK OF MONTREAL CHICAGO FLT CERT DEPOS DTD 08/13/2015 0.437% 08/12/2016	06427EAP6	25,000,000.00	A-1	P-1	08/12/15	08/13/15	25,000,000.00	0.44	6,073.96	25,000,000.00	24,996,200.00
WELLS FARGO BANK NA FLOATING CERT DEPOS DTD 09/02/2015 0.443% 09/26/2016	94988EJK5	25,000,000.00	A-1+	P-1	09/01/15	09/02/15	25,000,000.00	0.45	9,229.17	25,000,000.00	24,995,550.00
BMO HARRIS BANK NA FLOATING CERT DEPOS DTD 09/02/2015 0.534% 10/03/2016	05574BFN5	25,000,000.00	A-1	P-1	09/02/15	09/02/15	25,000,000.00	0.54	10,760.49	25,000,000.00	25,013,000.00
BMO HARRIS BANK NA FLOATING CERT DEPOS DTD 09/23/2015 0.577% 10/26/2016	05574BFS4	25,000,000.00	A-1	P-1	09/22/15	09/23/15	25,000,000.00	0.58	2,003.30	25,000,000.00	25,064,250.00
TORONTO DOMINION BANK NY FLOATING CD DTD 10/02/2015 0.463% 11/02/2016	89113ED37	25,000,000.00	A-1+	P-1	10/01/15	10/02/15	25,000,000.00	0.47	9,645.83	25,000,000.00	25,062,000.00
TORONTO DOMINION BANK NY FLOATING CD DTD 07/07/2015 0.504% 01/09/2017	89113ETU0	25,000,000.00	AA-	Aa1	07/07/15	07/07/15	25,000,000.00	0.51	8,046.01	25,000,000.00	25,015,500.00
BMO HARRIS BANK NA CERT DEPOS DTD 10/28/2015 1.000% 04/28/2017	05574BGA2	50,000,000.00	A+	Aa3	10/28/15	10/28/15	50,000,000.00	1.01	5,555.56	50,000,000.00	50,139,040.00
Security Type Sub-Total		850,000,000.00					850,000,000.00	0.37	1,460,536.91	850,000,000.00	850,273,036.25
Bank Deposit Account											
STONECASTLE FICA	FICAMF003	50,000,000.00	NR	NR	08/20/14	08/20/14	50,000,000.00	0.22	0.00	50,000,000.00	50,000,000.00



Managed Account Detail of Securities Held

For the Month Ending **October 31, 2015**

SAN BERNARDINO COUNTY - 76990800

Security Type/Description	Dated Date/Coupon/Maturity	CUSIP	Par	S&P Rating	Moody's Rating	Trade Date	Settle Date	Original Cost	YTM at Cost	Accrued Interest	Amortized Cost	Market Value
Security Type Sub-Total			50,000,000.00					50,000,000.00	0.22	0.00	50,000,000.00	50,000,000.00
Managed Account Sub-Total			4,698,782,000.00					4,721,839,220.62	0.57	9,587,076.74	4,705,605,160.23	4,710,141,106.98
Securities Sub-Total			\$4,698,782,000.00					\$4,721,839,220.62	0.57%	\$9,587,076.74	\$4,705,605,160.23	\$4,710,141,106.98
Accrued Interest												\$9,587,076.74
Total Investments												\$4,719,728,183.72

Bolded items are forward settling trades.



Managed Account Fair Market Value & Analytics

For the Month Ending **October 31, 2015**

SAN BERNARDINO COUNTY - 76990800

Security Type/Description	Dated Date/Coupon/Maturity	CUSIP	Par	Broker	Next Call Date	Market Price	Market Value	Unreal G/L On Cost	Unreal G/L Amort Cost	Effective Duration	Duration to Worst at Mkt	YTM
U.S. Treasury Bond / Note												
US TREASURY NOTES	DTD 12/31/2010 2.125% 12/31/2015	912828PM6	25,000,000.00	TD SEC U		100.32	25,078,775.00	(864,584.38)	12,652.75	0.17	0.17	0.22
US TREASURY NOTES	DTD 02/15/2013 0.375% 02/15/2016	912828UM0	25,000,000.00	DEUTSCHE		100.06	25,014,650.00	17,579.69	15,041.00	0.29	0.29	0.17
US TREASURY NOTES	DTD 03/31/2011 2.250% 03/31/2016	912828OA1	25,000,000.00	BMO_DIR		100.83	25,206,550.00	(735,832.81)	16,995.00	0.41	0.41	0.26
US TREASURY NOTES	DTD 05/31/2011 1.750% 05/31/2016	912828QP8	25,000,000.00	DEUTSCHE		100.81	25,203,450.00	(474,284.38)	14,079.25	0.58	0.58	0.35
US TREASURY NOTES	DTD 06/17/2013 0.500% 06/15/2016	912828VG2	25,000,000.00	BARCLAYS		100.10	25,024,100.00	50,467.19	31,492.00	0.62	0.62	0.34
US TREASURY NOTES	DTD 08/01/2011 1.500% 07/31/2016	912828OX1	25,000,000.00	BARCLAYS		100.82	25,205,075.00	(682,620.31)	28,390.75	0.74	0.74	0.40
US TREASURY NOTES	DTD 10/31/2011 1.000% 10/31/2016	912828RM4	25,000,000.00	OTHER		100.53	25,133,475.00	(58,907.81)	48,445.00	1.00	1.00	0.46
US TREASURY NOTES	DTD 10/31/2011 1.000% 10/31/2016	912828RM4	25,000,000.00	DEUTSCHE		100.53	25,133,475.00	(50,118.75)	51,835.50	1.00	1.00	0.46
US TREASURY NOTES	DTD 11/15/2006 4.625% 11/15/2016	912828FY1	25,000,000.00	CITIGRP		104.26	26,065,750.00	(1,790,695.31)	42,049.50	1.01	1.01	0.51
US TREASURY NOTES	DTD 11/30/2011 0.875% 11/30/2016	912828RU6	25,000,000.00	BK AMER		100.42	25,106,125.00	(51,101.56)	20,604.00	1.07	1.07	0.48
US TREASURY NOTES	DTD 01/15/2014 0.750% 01/15/2017	912828A91	25,000,000.00	CANTFITZ		100.29	25,071,625.00	46,234.37	57,034.00	1.20	1.20	0.51
US TREASURY NOTES	DTD 01/31/2012 0.875% 01/31/2017	912828SC5	50,000,000.00	OPPENHIE		100.44	50,222,000.00	(35,812.50)	119,021.50	1.24	1.24	0.52
US TREASURY NOTES	DTD 02/29/2012 0.875% 02/28/2017	912828SJ0	25,000,000.00	DEUTSCHE		100.42	25,105,800.00	116,542.19	110,700.25	1.32	1.32	0.56
US TREASURY NOTES	DTD 03/31/2012 1.000% 03/31/2017	912828SM3	25,000,000.00	DAIWA		100.57	25,142,250.00	81,703.12	113,510.75	1.40	1.40	0.60
US TREASURY NOTES	DTD 05/31/2012 0.625% 05/31/2017	912828SY7	15,000,000.00	BMO_DIR		99.97	14,995,515.00	128,522.81	64,541.25	1.57	1.57	0.64
US TREASURY NOTES	DTD 07/02/2012 0.750% 06/30/2017	912828TB6	25,000,000.00	JPMCHASE		100.15	25,036,775.00	238,923.44	143,634.75	1.65	1.65	0.66
US TREASURY NOTES	DTD 08/31/2012 0.625% 08/31/2017	912828TM2	25,000,000.00	JPMCHASE		99.84	24,960,600.00	284,818.75	146,085.50	1.82	1.82	0.71



Managed Account Fair Market Value & Analytics

For the Month Ending **October 31, 2015**

SAN BERNARDINO COUNTY - 76990800

Security Type/Description Dated Date/Coupon/Maturity	CUSIP	Par	Broker	Next Call Date	Market Price	Market Value	Unreal G/L On Cost	Unreal G/L Amort Cost	Effective Duration	Duration to Worst at Mkt	YTM
Security Type Sub-Total		440,000,000.00				442,705,990.00	(3,779,166.25)	1,036,112.75	1.00	1.00	0.46

Supra-National Agency Bond / Note

INTL BK RECON & DEV GLOBAL NT (CALLABLE) DTD 05/19/2015 0.770% 05/19/2017	45905USE5	25,000,000.00	CITIGRP	05/19/16	100.05	25,011,250.00	11,250.00	11,250.00	1.17	0.55	0.74
INTL BK RECON & DEV GLOBAL NT (CALLABLE) DTD 05/19/2015 0.770% 05/19/2017	45905USE5	25,000,000.00	TOR DOM	05/19/16	100.05	25,011,250.00	11,250.00	11,250.00	1.17	0.55	0.74
INTL BANK OF RECON AND DEV GLOBAL NOTES DTD 06/23/2015 1.000% 11/15/2017	459058EM1	25,000,000.00	JPMCHASE		100.27	25,068,650.00	70,900.00	70,608.25	2.01	2.01	0.86
INTL BANK OF RECON AND DEV GLOBAL NOTES DTD 04/30/2015 1.000% 06/15/2018	459058EJ8	50,000,000.00	BARCLAYS		99.77	49,885,950.00	(28,550.00)	(42,194.00)	2.57	2.57	1.09
INTL BANK OF RECON AND DEV GLOBAL NOTES DTD 10/07/2015 1.000% 10/05/2018	459058ER0	50,000,000.00	OTHER		99.48	49,741,150.00	(173,850.00)	(175,716.50)	2.87	2.87	1.18
Security Type Sub-Total		175,000,000.00				174,718,250.00	(109,000.00)	(124,802.25)	2.18	2.00	0.98

Money Market Fund

FEDERATED GOVT OBLIGATIONS FUND	60934N104	11,000,000.00			1.00	11,000,000.00	0.00	0.00	0.00	0.00	0.01
FIDELITY GOV'T MM FUND 57	316175108	14,000,000.00			1.00	14,000,000.00	0.00	0.00	0.00	0.00	0.01
Security Type Sub-Total		25,000,000.00				25,000,000.00	0.00	0.00	0.00	0.00	0.01

Joint Powers Authority

CALIFORNIA ASSET MANAGEMENT PROGRAM	CAMPMF025	24,000,000.00	DIRECT		1.00	24,000,000.00	0.00	0.00	0.00	0.00	0.13
CALIFORNIA ASSET MANAGEMENT PROGRAM	CAMPMF025	50,000,000.00	DIRECT		1.00	50,000,000.00	0.00	0.00	0.00	0.00	0.13
CALIFORNIA ASSET MANAGEMENT PROGRAM	CAMPMF025	50,000,000.00	DIRECT		1.00	50,000,000.00	0.00	0.00	0.00	0.00	0.13
Security Type Sub-Total		124,000,000.00				124,000,000.00	0.00	0.00	0.00	0.00	0.13



Managed Account Fair Market Value & Analytics

For the Month Ending **October 31, 2015**

SAN BERNARDINO COUNTY - 76990800

Security Type/Description Dated Date/Coupon/Maturity	CUSIP	Par	Broker	Next Call Date	Market Price	Market Value	Unreal G/L On Cost	Unreal G/L Amort Cost	Effective Duration	Duration to Worst at Mkt	YTM
Federal Agency Bond / Note											
FFCB NOTES AGENCY DTD 02/05/2014 0.310% 11/05/2015	3133EDET5	50,000,000.00	JPMCHASE		100.00	50,000,550.00	10,550.00	613.50	0.01	0.01	0.17
FHLMC NOTES DTD 11/06/2012 0.450% 11/24/2015	3134G3W55	25,000,000.00	WELLSFAR		100.02	25,003,875.00	81,375.00	5,942.00	0.07	0.07	0.20
FHLB NOTES DTD 11/05/2010 1.375% 12/11/2015	313371NW2	25,000,000.00	MIZUHO		100.13	25,032,225.00	(592,775.00)	6,840.00	0.11	0.11	0.21
FHLB NOTES DTD 09/19/2014 0.300% 12/18/2015	3130A32K9	25,000,000.00	MORGANST		100.02	25,004,775.00	(10,557.50)	2,975.50	0.13	0.13	0.15
FANNIE MAE GLOBAL NOTES DTD 01/18/2011 2.250% 03/15/2016	3135G0AL7	50,000,000.00	CANTFITZ		100.74	50,371,550.00	(2,509,950.00)	105,384.50	0.37	0.37	0.25
FANNIE MAE GLOBAL NOTES DTD 01/18/2011 2.250% 03/15/2016	3135G0AL7	50,000,000.00	CANTFITZ		100.74	50,371,550.00	(2,509,950.00)	105,384.50	0.37	0.37	0.25
FANNIE MAE GLOBAL NOTES DTD 02/15/2013 0.500% 03/30/2016	3135G0VA8	40,000,000.00	CITIGRP		100.11	40,045,280.00	90,880.00	51,365.20	0.42	0.42	0.23
FFCB NOTES DTD 11/25/2014 0.375% 05/25/2016	3133EECW8	25,000,000.00	RBC CAP		100.03	25,008,575.00	8,575.00	8,575.00	0.56	0.56	0.31
FFCB NOTES DTD 11/25/2014 0.375% 05/25/2016	3133EECW8	25,000,000.00	WELLSFAR		100.03	25,008,575.00	8,575.00	8,575.00	0.56	0.56	0.31
FHLMC NOTES DTD 04/08/2011 2.500% 05/27/2016	3137EACT4	50,000,000.00	MORGANST		101.21	50,603,800.00	(2,668,700.00)	47,020.00	0.57	0.57	0.39
FHLB NOTES DTD 07/22/2013 0.800% 07/22/2016	313383OU8	25,000,000.00	WELLSFAR		100.28	25,069,600.00	72,100.00	70,209.50	0.72	0.72	0.41
FHLB NOTES DTD 12/01/2014 0.430% 08/01/2016	3130A3M50	36,450,000.00	WELLSFAR		100.07	36,475,405.65	51,285.15	37,122.14	0.75	0.75	0.34
FHLB NOTES DTD 02/09/2015 0.450% 08/09/2016	3130A45N8	25,000,000.00	WELLSFAR		100.05	25,011,500.00	55,750.00	34,364.50	0.77	0.77	0.39
FNMA NOTES DTD 07/19/2013 0.625% 08/26/2016	3135G0YE7	50,000,000.00	BARCLAYS		100.13	50,066,550.00	227,050.00	109,292.50	0.82	0.82	0.46
FHLB NOTES DTD 08/26/2010 2.000% 09/09/2016	313370TW8	25,000,000.00	MORGANST		101.31	25,328,125.00	(328,875.00)	12,669.75	0.85	0.85	0.46
FNMA NOTES AGENCY (EX-CALLABLE) DTD 03/26/2013 0.625% 09/26/2016	3135G0VX8	25,000,000.00	DAIWA		100.12	25,029,725.00	459,725.00	158,370.25	0.90	0.90	0.49
FHLB NOTES DTD 08/07/2014 0.500% 09/28/2016	3130A2T97	15,000,000.00	MORGANST		100.06	15,008,970.00	42,720.00	23,340.75	0.91	0.91	0.43



Managed Account Fair Market Value & Analytics

For the Month Ending **October 31, 2015**

SAN BERNARDINO COUNTY - 76990800

Security Type/Description Dated Date/Coupon/Maturity	CUSIP	Par	Broker	Next Call Date	Market Price	Market Value	Unreal G/L On Cost	Unreal G/L Amort Cost	Effective Duration	Duration to Worst at Mkt	YTM
Federal Agency Bond / Note											
FHLMC NOTES DTD 08/16/2013 0.875% 10/14/2016	3137EADS5	25,000,000.00	JPMCHASE		100.36	25,090,350.00	94,100.00	91,507.00	0.95	0.95	0.49
FFCB NOTES DTD 10/14/2014 0.600% 10/14/2016	3133EDX98	25,000,000.00	WELLSFAR		100.22	25,055,125.00	80,125.00	67,074.25	0.95	0.95	0.37
FHLMC NOTES DTD 08/16/2013 0.875% 10/14/2016	3137EADS5	25,000,000.00	WELLSFAR		100.36	25,090,350.00	(21,150.00)	37,633.50	0.95	0.95	0.49
FHLB NOTES (CALLABLE) DTD 10/28/2015 0.400% 10/28/2016	3130A6MW4	25,000,000.00	MORGANST	04/28/16	99.85	24,962,025.00	(37,975.00)	(37,975.00)	0.97	0.99	0.55
FFCB NOTES DTD 11/03/2015 0.400% 11/03/2016	3133EFMW4	25,000,000.00	WELLSFAR		99.93	24,982,475.00	(15,950.00)	(15,950.00)	1.00	1.00	0.47
FANNIE MAE NOTES DTD 10/20/2011 1.375% 11/15/2016	3135G0ES8	25,000,000.00	BARCLAYS		100.91	25,226,350.00	(480,900.00)	15,317.50	1.03	1.03	0.50
FANNIE MAE NOTES DTD 10/20/2011 1.375% 11/15/2016	3135G0ES8	25,000,000.00	BNP DIR		100.91	25,226,350.00	(337,150.00)	55,209.75	1.03	1.03	0.50
FANNIE MAE NOTES DTD 10/20/2011 1.375% 11/15/2016	3135G0ES8	25,000,000.00	BNP DIR		100.91	25,226,350.00	(267,400.00)	54,501.25	1.03	1.03	0.50
FHLB NOTES DTD 11/15/2013 0.625% 12/28/2016	3130A0C65	20,000,000.00	JPMCHASE		100.09	20,018,060.00	75,260.00	39,453.40	1.15	1.15	0.55
FHLMC NOTES (CALLABLE) DTD 01/27/2015 0.700% 01/27/2017	3134G6AW3	50,000,000.00	DEUTSCHE	01/27/16	100.04	50,021,550.00	21,550.00	21,550.00	0.59	0.24	0.66
FANNIE MAE GLOBAL NOTES DTD 01/09/2012 1.250% 01/30/2017	3135G0GY3	50,000,000.00	WELLSFAR		100.83	50,415,950.00	(330,050.00)	7,707.50	1.24	1.24	0.58
FANNIE MAE GLOBAL NOTES DTD 01/09/2012 1.250% 01/30/2017	3135G0GY3	50,000,000.00	MIZUHO		100.83	50,415,950.00	(297,050.00)	20,471.50	1.24	1.24	0.58
FHLMC NOTES DTD 01/21/2014 0.875% 02/22/2017	3137EADT3	25,000,000.00	GOLDMAN		100.37	25,093,225.00	133,475.00	110,441.00	1.30	1.30	0.59
FFCB (FLOATING) NOTES DTD 02/27/2014 0.249% 02/27/2017	3133EDFW7	30,000,000.00	JPMCHASE		100.05	30,015,720.00	15,720.00	15,720.00	0.08	1.32	0.21
FHLB AGENCY DTD 03/06/2015 0.720% 03/06/2017	3130A4K27	50,000,000.00	WELLSFAR		100.06	50,027,600.00	23,100.00	24,448.50	1.34	1.34	0.68
FHLB NOTES DTD 02/06/2012 0.875% 03/10/2017	3133782N0	25,000,000.00	TOR DOM		100.35	25,086,750.00	111,525.50	102,027.50	1.35	1.35	0.62



Managed Account Fair Market Value & Analytics

For the Month Ending **October 31, 2015**

SAN BERNARDINO COUNTY - 76990800

Security Type/Description	Dated Date/Coupon/Maturity	CUSIP	Par	Broker	Next Call Date	Market Price	Market Value	Unreal G/L On Cost	Unreal G/L Amort Cost	Effective Duration	Duration to Worst at Mkt	YTM
Federal Agency Bond / Note												
FHLB NOTES (CALLABLE)	DTD 03/17/2015 0.800% 03/17/2017	3130A4GT3	50,000,000.00	DEUTSCHE	03/17/16	100.15	50,074,250.00	119,250.00	105,327.00	0.89	0.38	0.69
FHLMC NOTES (CALLABLE)	DTD 04/14/2015 0.800% 04/14/2017	3134G6PN7	50,000,000.00	TOR DOM	04/14/16	100.11	50,056,900.00	56,900.00	56,900.00	0.58	0.45	0.72
FFCB (FLOATING) NOTES	DTD 04/17/2014 0.247% 04/17/2017	3133EDJX1	25,000,000.00	JPMCHASE		100.04	25,011,000.00	11,000.00	11,000.00	0.08	1.46	0.22
FANNIE MAE GLOBAL NOTES	DTD 04/16/2007 5.000% 05/11/2017	31359M7X5	50,000,000.00	MORGANST		106.54	53,271,200.00	(1,189,300.00)	52,719.50	1.45	1.45	0.69
FHLMC NOTES (CALLABLE)	DTD 05/18/2015 0.800% 05/18/2017	3134G6G31	16,000,000.00	TOR DOM	05/18/16	100.06	16,010,272.00	10,272.00	10,272.00	0.56	0.54	0.76
FHLMC NOTES (CALLABLE)	DTD 05/18/2015 0.800% 05/18/2017	3134G6G31	17,000,000.00	CITIGRP	05/18/16	100.06	17,010,914.00	10,914.00	10,914.00	0.56	0.54	0.76
FHLMC NOTES (CALLABLE)	DTD 05/18/2015 0.800% 05/18/2017	3134G6G31	17,000,000.00	DEUTSCHE	05/18/16	100.06	17,010,914.00	10,914.00	10,914.00	0.56	0.54	0.76
FHLMC NOTES	DTD 12/30/2014 0.990% 06/30/2017	3134G5VY8	50,000,000.00	DIRECT		100.34	50,168,050.00	168,050.00	168,050.00	1.65	1.65	0.79
FHLMC NOTES	DTD 05/29/2015 0.750% 07/14/2017	3137EADV8	25,000,000.00	TOR DOM		100.01	25,001,450.00	20,950.00	17,071.00	1.68	1.68	0.75
FHLMC NOTES (CALLABLE)	DTD 06/23/2015 0.950% 08/23/2017	3134G7BM2	25,000,000.00	DEUTSCHE	06/23/16	100.23	25,057,325.00	57,325.00	57,325.00	0.69	0.64	0.82
FHLB NOTES (CALLABLE)	DTD 06/25/2015 0.950% 08/24/2017	3130A5LX5	25,000,000.00	SUNTRUST	06/24/16	100.22	25,055,125.00	55,125.00	55,125.00	1.12	0.64	0.83
FHLB NOTES	DTD 07/24/2015 0.750% 08/28/2017	3130A62S5	17,000,000.00	BARCLAYS		99.98	16,996,158.00	34,238.00	29,391.13	1.81	1.81	0.76
FHLB NOTES	DTD 06/02/2015 0.750% 08/28/2017	3130A5HT9	23,250,000.00	WELLSFAR		99.98	23,244,768.75	33,596.25	26,543.13	1.81	1.81	0.76
FANNIE MAE GLOBAL NOTES	DTD 07/20/2012 0.875% 08/28/2017	3135G0MZ3	50,000,000.00	MORGANST		100.22	50,109,650.00	63,650.00	92,419.50	1.81	1.81	0.75
FFCB NOTES	DTD 02/25/2015 1.000% 09/25/2017	3133EEOX1	19,589,000.00	WELLSFAR		100.25	19,638,560.17	(43,487.58)	(24,098.19)	1.88	1.88	0.87
FFCB NOTES	DTD 02/25/2015 1.000% 09/25/2017	3133EEOX1	25,000,000.00	BNP DIR		100.25	25,063,250.00	52,538.75	55,291.00	1.88	1.88	0.87
FNMA NOTES	DTD 08/25/2014 1.000% 09/27/2017	3135G0ZL0	10,000,000.00	MORGANST		100.39	10,038,900.00	74,600.00	61,078.80	1.88	1.88	0.79



Managed Account Fair Market Value & Analytics

For the Month Ending **October 31, 2015**

SAN BERNARDINO COUNTY - 76990800

Security Type/Description	Dated Date/Coupon/Maturity	CUSIP	Par	Broker	Next Call Date	Market Price	Market Value	Unreal G/L On Cost	Unreal G/L Amort Cost	Effective Duration	Duration to Worst at Mkt	YTM
Federal Agency Bond / Note												
FREDDIE MAC GLOBAL NOTES (EX-CALLABLE)	DTD 09/27/2012 1.000% 09/27/2017	3134G3M31	10,000,000.00	WELLSFAR		100.36	10,035,850.00	(10,550.00)	(904.00)	1.88	1.88	0.81
FHLB NOTES	DTD 09/03/2014 1.100% 09/29/2017	3130A2XL5	15,000,000.00	WELLSFAR		100.34	15,051,495.00	76,545.00	67,224.75	1.89	1.89	0.92
FHLB NOTES	DTD 09/03/2014 1.100% 09/29/2017	3130A2XL5	25,000,000.00	GILFORD		100.34	25,085,825.00	123,825.00	109,688.25	1.89	1.89	0.92
FANNIE MAE GLOBAL NOTES	DTD 09/24/2012 0.875% 10/26/2017	3135G0PQ0	25,000,000.00	CITIGRP		100.15	25,036,550.00	(8,025.00)	945.00	1.97	1.97	0.80
FNMA NOTES (CALLABLE)	DTD 11/15/2012 1.000% 11/15/2017	3135G0RO8	25,000,000.00	GOLDMAN	11/15/15	99.97	24,992,925.00	(39,575.00)	(7,075.00)	0.90	2.00	1.01
FFCB NOTES	DTD 12/18/2014 1.125% 12/18/2017	3133EEFE5	25,000,000.00	WELLSFAR		100.51	25,127,575.00	151,650.00	144,756.00	2.09	2.09	0.88
FFCB NOTES	DTD 12/18/2014 1.125% 12/18/2017	3133EEFE5	25,000,000.00	MERRILL		100.51	25,127,575.00	151,575.00	144,702.50	2.09	2.09	0.88
FNMA NOTES (CALLABLE)	DTD 12/26/2012 1.000% 12/26/2017	3135G0SJ3	22,155,000.00	MORGANST	12/26/15	100.09	22,174,585.02	15,154.02	19,585.02	1.11	0.16	0.96
FHLMC NOTES	DTD 11/21/2012 0.750% 01/12/2018	3137EADN6	25,000,000.00	MORGANST		99.72	24,930,525.00	273,775.00	84,939.75	2.17	2.17	0.88
FHLMC NOTES	DTD 11/21/2012 0.750% 01/12/2018	3137EADN6	25,000,000.00	BK AMER		99.72	24,930,525.00	260,275.00	79,006.00	2.17	2.17	0.88
FHLB NOTES	DTD 02/27/2015 1.125% 04/25/2018	3130A4GJ5	30,000,000.00	MORGANST		100.52	30,157,410.00	171,210.00	168,375.00	2.44	2.44	0.91
FHLB NOTES	DTD 05/04/2015 1.000% 05/04/2018	3130A57K9	25,000,000.00	WELLSFAR		99.84	24,960,025.00	(46,475.00)	(45,422.75)	2.46	2.46	1.06
FFCB NOTES	DTD 05/11/2015 1.030% 05/11/2018	3133EEJ50	25,000,000.00	DAIWA		100.00	24,999,225.00	18,725.00	15,695.75	2.48	2.48	1.03
FFCB NOTES	DTD 05/11/2015 1.030% 05/11/2018	3133EEJ50	25,000,000.00	JPMCHASE		100.00	24,999,225.00	44,650.00	37,596.75	2.48	2.48	1.03
FNMA BENCHMARK NOTE	DTD 09/01/2015 1.125% 10/19/2018	3135G0E58	12,000,000.00	ICAP		100.10	12,012,396.00	39,756.00	38,558.76	2.91	2.91	1.09
FNMA BENCHMARK NOTE	DTD 09/01/2015 1.125% 10/19/2018	3135G0E58	25,000,000.00	DEUTSCHE		100.10	25,025,825.00	82,575.00	80,091.75	2.91	2.91	1.09



Managed Account Fair Market Value & Analytics

For the Month Ending **October 31, 2015**

SAN BERNARDINO COUNTY - 76990800

Security Type/Description	Dated Date/Coupon/Maturity	CUSIP	Par	Broker	Next Call Date	Market Price	Market Value	Unreal G/L On Cost	Unreal G/L Amort Cost	Effective Duration	Duration to Worst at Mkt	YTM
Federal Agency Bond / Note												
FREDDIE MAC GLOBAL NOTES DTD 07/30/2012 1.250% 08/01/2019		3137EADK2	23,347,000.00	MORGANST		99.56	23,243,549.44	119,559.98	107,253.31	3.64	3.64	1.37
Security Type Sub-Total			1,948,791,000.00				1,957,104,583.03	(7,773,806.43)	3,238,441.95	1.16	1.17	0.61
Corporate Note												
GENERAL ELECTRIC CO CORPORATE NOTES DTD 12/12/2012 1.000% 12/11/2015		36962G6M1	25,000,000.00	WELLSFAR		100.07	25,016,750.00	(110,500.00)	827.75	0.11	0.11	0.39
GENERAL ELEC CAP CORP (FLOATING) DTD 01/08/2013 0.918% 01/08/2016		36962G6O2	25,000,000.00	JPMCHASE		100.09	25,023,175.00	(177,075.00)	2,141.00	0.25	0.19	0.41
GENERAL ELEC CAP CORP (FLOAT) DTD 01/14/2014 0.551% 01/14/2016		36962G7E8	20,450,000.00	JPMCHASE		100.02	20,453,251.55	(21,083.95)	(1,208.19)	0.25	0.21	0.46
GENERAL ELEC CAP CORP (FLOAT) DTD 02/08/2012 1.111% 02/08/2016		36962G5T7	5,035,000.00	VINING		100.15	5,042,466.91	(51,140.49)	(1,528.12)	0.25	0.27	0.56
WELLS FARGO COMPANY CORPORATE STEP NOTE DTD 09/15/2010 3.676% 06/15/2016		949746QU8	18,195,000.00	WELLSFAR		101.86	18,533,135.88	(283,587.27)	(3,787.65)	0.62	0.62	0.68
WELLS FARGO & COMPANY DTD 07/29/2013 1.250% 07/20/2016		94974BFL9	15,311,000.00	WELLSFAR		100.43	15,377,480.36	(12,371.29)	12,813.47	0.71	0.71	0.64
WELLS FARGO & COMPANY (FLOATING) DTD 07/29/2013 0.847% 07/20/2016		94974BFM7	25,000,000.00	WELLSFAR		100.22	25,055,100.00	(26,900.00)	(9,249.75)	0.25	0.72	0.55
WELLS FARGO & COMPANY DTD 07/29/2013 1.250% 07/20/2016		94974BFL9	25,000,000.00	WELLSFAR		100.43	25,108,550.00	50.00	11,616.25	0.71	0.71	0.64
WELLS FARGO & COMPANY GLOBAL NOTES DTD 12/12/2011 2.625% 12/15/2016		94974BEZ9	10,500,000.00	TOR DOM		101.87	10,696,549.50	(108,475.50)	(13,471.71)	1.10	1.10	0.94
WAL-MART STORES INC CORP NOTES DTD 04/22/2014 1.000% 04/21/2017		931142DN0	1,500,000.00	CITIGRP		100.42	1,506,343.50	6,568.50	6,454.90	1.46	1.46	0.71
MICROSOFT CORP NOTES DTD 11/03/2015 1.300% 11/03/2018		594918BF0	1,000,000.00	CITIGRP		100.08	1,000,772.00	(868.00)	(868.00)	2.93	2.93	1.27
MICROSOFT CORP NOTES DTD 11/03/2015 1.300% 11/03/2018		594918BF0	1,000,000.00	VINING		100.08	1,000,772.00	(898.00)	(898.00)	2.93	2.93	1.27



Managed Account Fair Market Value & Analytics

For the Month Ending **October 31, 2015**

SAN BERNARDINO COUNTY - 76990800

Security Type/Description Dated Date/Coupon/Maturity	CUSIP	Par	Broker	Next Call Date	Market Price	Market Value	Unreal G/L On Cost	Unreal G/L Amort Cost	Effective Duration	Duration to Worst at Mkt	YTM
Corporate Note											
MICROSOFT CORP NOTES DTD 11/03/2015 1.300% 11/03/2018	594918BF0	3,500,000.00	ICAP		100.08	3,502,702.00	(2,723.00)	(2,723.00)	2.93	2.93	1.27
MICROSOFT CORP NOTES DTD 11/03/2015 1.300% 11/03/2018	594918BF0	4,500,000.00	MERRILL		100.08	4,503,474.00	(3,276.00)	(3,276.00)	2.93	2.93	1.27
MICROSOFT CORP NOTES DTD 11/03/2015 1.300% 11/03/2018	594918BF0	5,000,000.00	UBS AG		100.08	5,003,860.00	(3,190.00)	(3,190.00)	2.93	2.93	1.27
MICROSOFT CORP NOTES DTD 11/03/2015 1.300% 11/03/2018	594918BF0	5,000,000.00	BARCLAYS		100.08	5,003,860.00	(3,890.00)	(3,890.00)	2.93	2.93	1.27
MICROSOFT CORP NOTES DTD 11/03/2015 1.300% 11/03/2018	594918BF0	5,000,000.00	LOOP CAP		100.08	5,003,860.00	(4,640.00)	(4,640.00)	2.93	2.93	1.27
Security Type Sub-Total		195,991,000.00				196,832,102.70	(804,000.00)	(14,877.05)	0.76	0.81	0.65
Commercial Paper											
CREDIT AGRICOLE CIB NY COMM PAPER DTD 10/30/2015 0.000% 11/02/2015	22533UY23	15,000,000.00	CREDITAG		100.00	14,999,820.00	(92.50)	(150.90)	0.01	0.01	0.22
JP MORGAN SECURITIES LLC COMM PAPER -- 0.000% 11/02/2015	46640QY21	50,000,000.00	JPMCHASE		100.00	49,999,400.00	100,997.22	(114.00)	0.01	0.01	0.22
US BANK NA INT BEAR COMM PAPER DTD 10/30/2015 0.100% 11/02/2015	90349TEG8	200,000,000.00	US BANK		100.00	200,000,000.00	0.00	0.00	0.01	0.01	0.10
JP MORGAN SECURITIES LLC COMM PAPER -- 0.000% 11/12/2015	46640QYC9	50,000,000.00	JPMCHASE		99.99	49,997,300.00	100,841.67	2,647.00	0.03	0.03	0.16
BANK OF TOKYO MITSUBISHI COMM PAPER DTD 09/28/2015 0.000% 11/13/2015	06538CYD7	50,000,000.00	BTM_DIR		99.99	49,996,700.00	10,755.56	366.50	0.04	0.04	0.18
GENERAL ELEC CAP CORP COMM PAPER -- 0.000% 11/16/2015	36959JYG2	50,000,000.00	GECC		99.99	49,997,100.00	83,350.00	3,350.00	0.04	0.04	0.13



Managed Account Fair Market Value & Analytics

For the Month Ending **October 31, 2015**

SAN BERNARDINO COUNTY - 76990800

Security Type/Description Dated Date/Coupon/Maturity	CUSIP	Par	Broker	Next Call Date	Market Price	Market Value	Unreal G/L On Cost	Unreal G/L Amort Cost	Effective Duration	Duration to Worst at Mkt	YTM	
Commercial Paper												
BANK OF TOKYO MITSUBISHI COMM PAPER DTD 09/29/2015 0.000% 12/18/2015	06538CZJ3	50,000,000.00	BTM_DIR		99.97	49,985,350.00	16,461.11	3,628.00	0.13	0.13	0.22	
BANK OF TOKYO MITSUBISHI UFJ COMM PAPER DTD 10/06/2015 0.000% 12/21/2015	06538CZM6	25,000,000.00	BTM_DIR		99.97	24,992,100.00	6,350.00	1,475.00	0.14	0.14	0.22	
BNP PARIBAS NY BRANCH COMM PAPER DTD 06/19/2015 0.000% 12/21/2015	09659CZM3	50,000,000.00	BNP DIR		99.97	49,985,050.00	22,938.89	6,578.00	0.14	0.14	0.21	
BNP PARIBAS NY BRANCH COMM PAPER DTD 06/19/2015 0.000% 12/21/2015	09659CZM3	50,000,000.00	BNP DIR		99.97	49,985,050.00	22,938.89	6,578.00	0.14	0.14	0.21	
BANK OF TOKYO MITSUBISHI UFJ COMM PAPER DTD 10/01/2015 0.000% 01/04/2016	06538BA45	25,000,000.00	BTM_DIR		99.95	24,988,725.00	8,315.28	2,502.75	0.18	0.18	0.25	
BANK OF TOKYO MITSUBISHI UFJ COMM PAPER DTD 10/01/2015 0.000% 01/04/2016	06538BA45	50,000,000.00	BTM_DIR		99.95	49,977,450.00	18,352.78	5,005.50	0.18	0.18	0.25	
TOYOTA MOTOR CREDIT CORP COMM PAPER DTD 06/04/2015 0.000% 03/01/2016	89233GC12	25,000,000.00	TOYOTA		99.90	24,973,875.00	(1,125.00)	(1,125.00)	0.33	0.33	0.31	
TOYOTA MOTOR CREDIT CORP FLT COMM PAPER DTD 08/26/2015 0.397% 05/20/2016	89233AHG7	50,000,000.00	TOYOTA		99.99	49,994,800.00	(5,200.00)	(5,200.00)	0.08	0.55	0.41	
TOYOTA MOTOR CRED CORP FLOAT COMM PAPER DTD 09/01/2015 0.397% 05/26/2016	89233AJD2	50,000,000.00	TOYOTA		100.04	50,020,500.00	20,500.00	20,500.00	0.08	0.57	0.32	
JP MORGAN SECURITIES LLC COMM PAPER DTD 10/19/2015 0.000% 07/15/2016	46640PGF4	25,000,000.00	JPMCHASE		99.63	24,906,825.00	22,213.89	17,477.75	0.71	0.71	0.52	
TOYOTA MOTOR CREDIT CORP COMM PAPER -- 0.000% 07/25/2016	89233GGR1	25,000,000.00	TOYOTA		99.63	24,908,100.00	24,475.00	24,475.00	0.73	0.73	0.50	
JP MORGAN SECURITIES LLC COMM PAPER DTD 10/29/2015 0.000% 07/25/2016	46640PGR8	50,000,000.00	JPMCHASE		99.60	49,799,000.00	42,750.00	40,041.50	0.73	0.73	0.54	



Managed Account Fair Market Value & Analytics

For the Month Ending **October 31, 2015**

SAN BERNARDINO COUNTY - 76990800

Security Type/Description Dated Date/Coupon/Maturity	CUSIP	Par	Broker	Next Call Date	Market Price	Market Value	Unreal G/L On Cost	Unreal G/L Amort Cost	Effective Duration	Duration to Worst at Mkt	YTM
Security Type Sub-Total		890,000,000.00				889,507,145.00	494,822.79	128,035.10	0.15	0.20	0.24
Certificate of Deposit											
WESTPAC BANKING CORP NY CERT DEPOS DTD 10/17/2014 0.310% 11/02/2015	96121TXW3	25,000,000.00	WELLSFAR		100.00	25,000,437.50	437.50	437.50	0.01	0.01	0.15
TORONTO DOMINION BANK NY CERT DEPOS DTD 10/29/2014 0.320% 11/02/2015	89112UG47	25,000,000.00	TOR DOM		100.00	25,000,465.00	465.00	465.00	0.01	0.01	0.15
WESTPAC BANKING CORP NY CERT DEPOS DTD 11/10/2014 0.330% 11/02/2015	96121TYE2	25,000,000.00	ICAP		100.00	25,000,492.50	492.50	492.50	0.01	0.01	0.15
WESTPAC BANKING CORP NY CERT DEPOS DTD 11/17/2014 0.340% 11/17/2015	96121TYF9	25,000,000.00	ICAP		100.02	25,003,932.50	3,932.50	3,932.50	0.05	0.05	0.17
ROYAL BANK OF CANADA NY CERT DEPOS DTD 05/20/2015 0.300% 11/20/2015	78009NUO7	25,000,000.00	RBC CAP		100.01	25,003,420.00	3,420.00	3,420.00	0.05	0.05	0.18
TORONTO DOMINION BANK NY CERT DEPOS DTD 11/26/2014 0.320% 11/30/2015	89112US44	25,000,000.00	TOR DOM		100.02	25,005,362.50	5,362.50	5,362.50	0.08	0.08	0.19
SUMITOMO MITSUI BANK NY CERT DEPOS DTD 10/27/2015 0.170% 12/01/2015	86563ODT4	50,000,000.00	SUMITOMO		100.00	49,998,093.00	(1,907.00)	(1,907.00)	0.08	0.08	0.19
WESTPAC BANKING CORP NY CERT DEPOS DTD 12/04/2014 0.370% 12/04/2015	96121TYG7	25,000,000.00	ICAP		100.03	25,008,047.50	8,047.50	8,047.50	0.09	0.09	0.20
BANK OF NOVA SCOTIA HOUSTON CERT DEPOS DTD 12/10/2014 0.360% 12/10/2015	06417HXP6	25,000,000.00	BNS		100.03	25,008,242.50	8,242.50	8,242.50	0.11	0.11	0.21
TORONTO DOMINION BANK NY CERT DEPOS DTD 12/16/2014 0.400% 01/04/2016	89112U3A7	25,000,000.00	ICAP		100.05	25,012,625.00	12,625.00	12,625.00	0.18	0.18	0.26
BANK OF NOVA SCOTIA HOUSTON CERT DEPOS DTD 12/29/2014 0.420% 01/04/2016	06417HYK6	25,000,000.00	BNS		100.06	25,014,427.50	14,427.50	14,427.50	0.18	0.18	0.26
WESTPAC BANKING CORP NY CERT DEPOS DTD 01/02/2015 0.460% 01/04/2016	96121TYQ5	25,000,000.00	UBS AG		100.07	25,018,022.50	18,022.50	18,022.50	0.18	0.18	0.26
NORDEA BANK FINLAND NY CERT DEPOS DTD 09/29/2015 0.235% 01/04/2016	65558LJF0	50,000,000.00	MORGANST		99.99	49,995,798.00	(4,202.00)	(4,202.00)	0.18	0.18	0.26



Managed Account Fair Market Value & Analytics

For the Month Ending **October 31, 2015**

SAN BERNARDINO COUNTY - 76990800

Security Type/Description	Dated Date/Coupon/Maturity	CUSIP	Par	Broker	Next Call Date	Market Price	Market Value	Unreal G/L On Cost	Unreal G/L Amort Cost	Effective Duration	Duration to Worst at Mkt	YTM
Certificate of Deposit												
TORONTO DOMINION BANK NY CERT DEPOS	DTD 01/09/2015 0.440% 01/15/2016	89112U6H9	25,000,000.00	TOR DOM		100.03	25,007,105.00	7,105.00	7,105.00	0.21	0.21	0.28
BMO HARRIS BANK NA CERT DEPOS	DTD 01/23/2015 0.450% 02/01/2016	05574BDO0	25,000,000.00	BMOHAR		100.03	25,007,780.00	7,780.00	7,780.00	0.26	0.26	0.30
BANK OF NOVA SCOTIA HOUSTON CERT DEPOS	DTD 01/28/2015 0.410% 02/01/2016	06417HA30	25,000,000.00	MORGANST		100.05	25,013,395.00	13,395.00	13,395.00	0.25	0.25	0.30
BMO HARRIS BANK NA CERT DEPOS	DTD 01/30/2015 0.450% 02/01/2016	05574BDS6	25,000,000.00	HSBC		100.07	25,018,532.50	18,532.50	18,532.50	0.25	0.25	0.30
TORONTO DOMINION BANK NY CERT DEPOS	DTD 02/03/2015 0.400% 02/01/2016	89113ECF1	25,000,000.00	TOR DOM		100.05	25,012,117.50	12,117.50	12,117.50	0.25	0.25	0.30
TORONTO DOMINION BANK NY CERT DEPOS	DTD 10/28/2015 0.230% 03/01/2016	89113EJ98	25,000,000.00	TOR DOM		99.90	24,975,637.00	(24,363.00)	(24,363.00)	0.33	0.33	0.37
BANK OF NOVA SCOTIA HOUSTON CERT DEPOS	DTD 09/02/2015 0.500% 03/21/2016	06417H5D4	25,000,000.00	MORGANST		100.06	25,015,127.50	15,127.50	15,127.50	0.39	0.39	0.42
ROYAL BANK OF CANADA NY FLT CERT DEPOS	DTD 08/07/2015 0.405% 05/06/2016	78009NVV5	25,000,000.00	RBC CAP		99.97	24,991,625.00	(8,375.00)	(8,375.00)	0.08	0.52	0.47
BANK OF NOVA SCOTIA HOUSTON CERT DEPOS	DTD 06/10/2015 0.590% 06/09/2016	06417HY34	25,000,000.00	MORGANST		99.77	24,942,310.75	(57,689.25)	(57,689.25)	0.61	0.61	0.59
BANK OF NOVA SCOTIA NY FLOATING CD	DTD 07/10/2015 0.407% 07/11/2016	06417H3P9	50,000,000.00	MORGANST		99.87	49,934,500.00	(65,500.00)	(65,500.00)	0.08	0.70	0.60
BANK OF MONTREAL CHICAGO FLT CERT DEPOS	DTD 08/13/2015 0.437% 08/12/2016	06427EAP6	25,000,000.00	MORGANST		99.98	24,996,200.00	(3,800.00)	(3,800.00)	0.08	0.78	0.46
WELLS FARGO BANK NA FLOATING CERT DEPOS	DTD 09/02/2015 0.443% 09/26/2016	94988EJK5	25,000,000.00	WELLSFAR		99.98	24,995,550.00	(4,450.00)	(4,450.00)	0.08	0.90	0.46



Managed Account Fair Market Value & Analytics

For the Month Ending **October 31, 2015**

SAN BERNARDINO COUNTY - 76990800

Security Type/Description	Dated Date/Coupon/Maturity	CUSIP	Par	Broker	Next Call Date	Market Price	Market Value	Unreal G/L On Cost	Unreal G/L Amort Cost	Effective Duration	Duration to Worst at Mkt	YTM
Certificate of Deposit												
BMO HARRIS BANK NA FLOATING CERT DEPOS	09/02/2015 0.534% 10/03/2016	05574BFN5	25,000,000.00	BMOHAR		100.05	25,013,000.00	13,000.00	13,000.00	0.08	0.92	0.49
BMO HARRIS BANK NA FLOATING CERT DEPOS	09/23/2015 0.577% 10/26/2016	05574BFS4	25,000,000.00	BMOHAR		100.26	25,064,250.00	64,250.00	64,250.00	0.08	0.99	0.32
TORONTO DOMINION BANK NY FLOATING CD	10/02/2015 0.463% 11/02/2016	89113ED37	25,000,000.00	TOR DOM		100.25	25,062,000.00	62,000.00	62,000.00	0.08	1.00	0.22
TORONTO DOMINION BANK NY FLOATING CD	07/07/2015 0.504% 01/09/2017	89113ETU0	25,000,000.00	DIRECT		100.06	25,015,500.00	15,500.00	15,500.00	0.08	1.19	0.46
BMO HARRIS BANK NA CERT DEPOS	10/28/2015 1.000% 04/28/2017	05574BGA2	50,000,000.00	BMOHAR		100.28	50,139,040.00	139,040.00	139,040.00	1.49	1.49	0.82
Security Type Sub-Total			850,000,000.00				850,273,036.25	273,036.25	273,036.25	0.23	0.43	0.34
Bank Deposit Account												
STONECASTLE FICA		FICAMF003	50,000,000.00	OTHER		1.00	50,000,000.00	0.00	0.00	0.00	0.00	0.22
Security Type Sub-Total			50,000,000.00				50,000,000.00	0.00	0.00	0.00	0.00	0.22
Managed Account Sub-Total			4,698,782,000.00				4,710,141,106.98	(11,698,113.64)	4,535,946.75	0.76	0.80	0.47
Securities Sub-Total			\$4,698,782,000.00				\$4,710,141,106.98	(\$11,698,113.64)	\$4,535,946.75	0.76	0.80	0.47%
Accrued Interest							\$9,587,076.74					
Total Investments							\$4,719,728,183.72					

Bolded items are forward settling trades.



Managed Account Security Transactions & Interest

For the Month Ending **October 31, 2015**

SAN BERNARDINO COUNTY - 76990800

Transaction Type		Security Description	CUSIP	Par	Principal Proceeds	Accrued Interest	Total	Realized G/L Cost	Realized G/L Amort Cost	Sale Method
Trade	Settle									
BUY										
09/30/15	10/07/15	INTL BANK OF RECON AND DEV GLOBAL NOTES DTD 10/07/2015 1.000% 10/05/2018	459058ER0	50,000,000.00	(49,915,000.00)	0.00	(49,915,000.00)			
10/01/15	10/01/15	BANK OF TOKYO MITSUBISHI UFJ COMM PAPER DTD 10/01/2015 0.000% 01/04/2016	06538BA45	50,000,000.00	(49,959,097.22)	0.00	(49,959,097.22)			
10/01/15	10/01/15	CREDIT AGRICOLE CIB NY COMM PAPER DTD 09/09/2015 0.000% 10/02/2015	22533UX24	108,000,000.00	(107,999,580.00)	0.00	(107,999,580.00)			
10/01/15	10/01/15	US BANK NA INT BEAR COMM PAPER DTD 10/01/2015 0.100% 10/02/2015	90349TBS5	150,000,000.00	(150,000,000.00)	0.00	(150,000,000.00)			
10/01/15	10/02/15	TORONTO DOMINION BANK NY FLOATING CD DTD 10/02/2015 0.463% 11/02/2016	89113ED37	25,000,000.00	(25,000,000.00)	0.00	(25,000,000.00)			
10/02/15	10/02/15	CREDIT AGRICOLE CIB NY COMM PAPER DTD 06/01/2015 0.000% 10/05/2015	22533UX57	50,000,000.00	(49,999,416.67)	0.00	(49,999,416.67)			
10/02/15	10/02/15	US BANK NA INT BEAR COMM PAPER DTD 10/02/2015 0.100% 10/05/2015	90349TBW6	150,000,000.00	(150,000,000.00)	0.00	(150,000,000.00)			
10/05/15	10/05/15	US BANK NA INT BEAR COMM PAPER DTD 10/05/2015 0.100% 10/06/2015	90349TBZ9	150,000,000.00	(150,000,000.00)	0.00	(150,000,000.00)			
10/05/15	10/05/15	BANK OF TOKYO MITSUBISHI UFJ COMM PAPER DTD 10/01/2015 0.000% 01/04/2016	06538BA45	25,000,000.00	(24,980,409.72)	0.00	(24,980,409.72)			
10/05/15	10/05/15	CREDIT AGRICOLE CIB NY COMM PAPER DTD 04/01/2015 0.000% 10/06/2015	22533UX65	21,000,000.00	(20,999,918.33)	0.00	(20,999,918.33)			
10/06/15	10/06/15	BANK OF TOKYO MITSUBISHI UFJ COMM PAPER DTD 10/06/2015 0.000% 12/21/2015	06538CZM6	25,000,000.00	(24,985,750.00)	0.00	(24,985,750.00)			
10/06/15	10/06/15	US BANK NA INT BEAR COMM PAPER DTD 10/06/2015 0.100% 10/07/2015	90349TCE5	137,000,000.00	(137,000,000.00)	0.00	(137,000,000.00)			
10/07/15	10/07/15	US BANK NA INT BEAR COMM PAPER DTD 10/07/2015 0.100% 10/08/2015	90349TCF2	86,000,000.00	(86,000,000.00)	0.00	(86,000,000.00)			



Managed Account Security Transactions & Interest

For the Month Ending **October 31, 2015**

SAN BERNARDINO COUNTY - 76990800

Transaction Type		Security Description	CUSIP	Par	Principal Proceeds	Accrued Interest	Total	Realized G/L Cost	Realized G/L Amort Cost	Sale Method
Trade	Settle									
BUY										
10/08/15	10/08/15	US BANK NA INT BEAR COMM PAPER DTD 10/08/2015 0.100% 10/09/2015	90349TCH8	80,000,000.00	(80,000,000.00)	0.00	(80,000,000.00)			
10/09/15	10/09/15	US BANK NA INT BEAR COMM PAPER DTD 10/09/2015 0.100% 10/13/2015	90349TCL9	103,000,000.00	(103,000,000.00)	0.00	(103,000,000.00)			
10/13/15	10/13/15	US BANK NA INT BEAR COMM PAPER DTD 10/13/2015 0.100% 10/14/2015	90349TCT2	98,000,000.00	(98,000,000.00)	0.00	(98,000,000.00)			
10/14/15	10/14/15	US BANK NA INT BEAR COMM PAPER DTD 10/14/2015 0.100% 10/15/2015	90349TCV7	102,000,000.00	(102,000,000.00)	0.00	(102,000,000.00)			
10/14/15	10/14/15	CREDIT AGRICOLE CIB NY COMM PAPER DTD 10/13/2015 0.000% 10/15/2015	22533UXF5	50,000,000.00	(49,999,805.56)	0.00	(49,999,805.56)			
10/14/15	10/28/15	FHLB NOTES (CALLABLE) DTD 10/28/2015 0.400% 10/28/2016	3130A6MW4	25,000,000.00	(25,000,000.00)	0.00	(25,000,000.00)			
10/15/15	10/15/15	US BANK NA INT BEAR COMM PAPER DTD 10/15/2015 0.100% 10/16/2015	90349TCW5	150,000,000.00	(150,000,000.00)	0.00	(150,000,000.00)			
10/15/15	10/15/15	CREDIT AGRICOLE CIB NY COMM PAPER DTD 08/28/2015 0.000% 10/16/2015	22533UXG3	10,000,000.00	(9,999,961.11)	0.00	(9,999,961.11)			
10/16/15	10/16/15	US BANK NA INT BEAR COMM PAPER DTD 10/16/2015 0.100% 10/19/2015	90349TDA2	100,000,000.00	(100,000,000.00)	0.00	(100,000,000.00)			
10/16/15	10/16/15	NATIXIS US BRANCH COMM PAPER DTD 10/14/2015 0.000% 10/19/2015	63873KXK8	44,000,000.00	(43,999,486.67)	0.00	(43,999,486.67)			
10/19/15	10/19/15	US BANK NA INT BEAR COMM PAPER DTD 10/19/2015 0.100% 10/20/2015	90349TDF1	100,000,000.00	(100,000,000.00)	0.00	(100,000,000.00)			
10/19/15	10/19/15	NATIXIS US BRANCH COMM PAPER DTD 10/19/2015 0.000% 10/20/2015	63873KXL6	45,000,000.00	(44,999,825.00)	0.00	(44,999,825.00)			
10/20/15	10/20/15	NATIXIS US BRANCH COMM PAPER DTD 10/20/2015 0.000% 10/21/2015	63873KXM4	53,000,000.00	(52,999,793.89)	0.00	(52,999,793.89)			
10/20/15	10/20/15	US BANK NA INT BEAR COMM PAPER DTD 10/20/2015 0.100% 10/21/2015	90349TDM6	100,000,000.00	(100,000,000.00)	0.00	(100,000,000.00)			
10/21/15	10/21/15	JP MORGAN SECURITIES LLC COMM PAPER DTD 10/19/2015 0.000% 07/15/2016	46640PGF4	25,000,000.00	(24,884,611.11)	0.00	(24,884,611.11)			



Managed Account Security Transactions & Interest

For the Month Ending **October 31, 2015**

SAN BERNARDINO COUNTY - 76990800

Transaction Type		Security Description	CUSIP	Par	Principal Proceeds	Accrued Interest	Total	Realized G/L Cost	Realized G/L Amort Cost	Sale Method
Trade	Settle									
BUY										
10/21/15	10/21/15	NATIXIS US BRANCH COMM PAPER DTD 10/15/2015 0.000% 10/22/2015	63873KXN2	10,000,000.00	(9,999,961.11)	0.00	(9,999,961.11)			
10/21/15	10/21/15	US BANK NA INT BEAR COMM PAPER DTD 10/21/2015 0.100% 10/22/2015	90349TDS3	100,000,000.00	(100,000,000.00)	0.00	(100,000,000.00)			
10/22/15	10/22/15	US BANK NA INT BEAR COMM PAPER DTD 10/22/2015 0.100% 10/23/2015	90349TDR5	108,000,000.00	(108,000,000.00)	0.00	(108,000,000.00)			
10/23/15	10/23/15	NATIXIS US BRANCH COMM PAPER DTD 10/23/2015 0.000% 10/26/2015	63873KXS1	10,000,000.00	(9,999,883.33)	0.00	(9,999,883.33)			
10/23/15	10/23/15	US BANK NA INT BEAR COMM PAPER DTD 10/23/2015 0.100% 10/26/2015	90349TDV6	119,000,000.00	(119,000,000.00)	0.00	(119,000,000.00)			
10/26/15	10/26/15	CREDIT AGRICOLE CIB NY COMM PAPER DTD 10/19/2015 0.000% 10/27/2015	22533UXT5	27,000,000.00	(26,999,895.00)	0.00	(26,999,895.00)			
10/26/15	10/26/15	US BANK NA INT BEAR COMM PAPER DTD 10/26/2015 0.100% 10/27/2015	90349TDY0	125,000,000.00	(125,000,000.00)	0.00	(125,000,000.00)			
10/27/15	10/27/15	US BANK NA INT BEAR COMM PAPER DTD 10/27/2015 0.100% 10/28/2015	90349TDZ7	148,000,000.00	(148,000,000.00)	0.00	(148,000,000.00)			
10/27/15	10/27/15	SUMITOMO MITSUI BANK NY CERT DEPOS DTD 10/27/2015 0.170% 12/01/2015	86563ODT4	50,000,000.00	(50,000,000.00)	0.00	(50,000,000.00)			
10/27/15	11/03/15	FFCB NOTES DTD 11/03/2015 0.400% 11/03/2016	3133EFMW4	25,000,000.00	(24,998,425.00)	0.00	(24,998,425.00)			
10/28/15	10/28/15	CREDIT AGRICOLE CIB NY COMM PAPER DTD 10/02/2015 0.000% 10/29/2015	22533UXV0	139,000,000.00	(138,999,459.44)	0.00	(138,999,459.44)			
10/28/15	10/28/15	CREDIT AGRICOLE CIB NY COMM PAPER DTD 10/02/2015 0.000% 10/29/2015	22533UXV0	10,000,000.00	(9,999,961.11)	0.00	(9,999,961.11)			
10/28/15	10/28/15	BMO HARRIS BANK NA CERT DEPOS DTD 10/28/2015 1.000% 04/28/2017	05574BGA2	50,000,000.00	(50,000,000.00)	0.00	(50,000,000.00)			
10/28/15	10/28/15	TORONTO DOMINION BANK NY CERT DEPOS DTD 10/28/2015 0.230% 03/01/2016	89113EJ98	25,000,000.00	(25,000,000.00)	0.00	(25,000,000.00)			



Managed Account Security Transactions & Interest

For the Month Ending **October 31, 2015**

SAN BERNARDINO COUNTY - 76990800

Transaction Type		Security Description	CUSIP	Par	Principal Proceeds	Accrued Interest	Total	Realized G/L Cost	Realized G/L Amort Cost	Sale Method
Trade	Settle									
BUY										
10/28/15	10/28/15	US BANK NA INT BEAR COMM PAPER DTD 10/28/2015 0.100% 10/29/2015	90349TEC7	150,000,000.00	(150,000,000.00)	0.00	(150,000,000.00)			
10/29/15	10/29/15	US BANK NA INT BEAR COMM PAPER DTD 10/29/2015 0.100% 10/30/2015	90349TED5	150,000,000.00	(150,000,000.00)	0.00	(150,000,000.00)			
10/29/15	10/29/15	JP MORGAN SECURITIES LLC COMM PAPER DTD 10/29/2015 0.000% 07/25/2016	46640PGR8	50,000,000.00	(49,756,250.00)	0.00	(49,756,250.00)			
10/29/15	10/29/15	CREDIT AGRICOLE CIB NY COMM PAPER DTD 08/31/2015 0.000% 10/30/2015	22533UXW8	107,000,000.00	(106,999,613.61)	0.00	(106,999,613.61)			
10/29/15	11/02/15	TOYOTA MOTOR CREDIT CORP COMM PAPER DTD 06/04/2015 0.000% 03/01/2016	89233GC12	25,000,000.00	(24,975,000.00)	0.00	(24,975,000.00)			
10/29/15	11/02/15	TOYOTA MOTOR CREDIT CORP COMM PAPER -- 0.000% 07/25/2016	89233GGR1	25,000,000.00	(24,883,625.00)	0.00	(24,883,625.00)			
10/30/15	10/30/15	US BANK NA INT BEAR COMM PAPER DTD 10/30/2015 0.100% 11/02/2015	90349TEG8	200,000,000.00	(200,000,000.00)	0.00	(200,000,000.00)			
10/30/15	10/30/15	CREDIT AGRICOLE CIB NY COMM PAPER DTD 10/30/2015 0.000% 11/02/2015	22533UY23	15,000,000.00	(14,999,912.50)	0.00	(14,999,912.50)			
10/30/15	11/04/15	MICROSOFT CORP NOTES DTD 11/03/2015 1.300% 11/03/2018	594918BF0	3,500,000.00	(3,505,425.00)	(126.39)	(3,505,551.39)			
10/30/15	11/04/15	MICROSOFT CORP NOTES DTD 11/03/2015 1.300% 11/03/2018	594918BF0	5,000,000.00	(5,007,750.00)	(180.56)	(5,007,930.56)			
10/30/15	11/04/15	MICROSOFT CORP NOTES DTD 11/03/2015 1.300% 11/03/2018	594918BF0	5,000,000.00	(5,007,050.00)	(180.56)	(5,007,230.56)			
10/30/15	11/04/15	MICROSOFT CORP NOTES DTD 11/03/2015 1.300% 11/03/2018	594918BF0	5,000,000.00	(5,008,500.00)	(180.56)	(5,008,680.56)			



Managed Account Security Transactions & Interest

For the Month Ending **October 31, 2015**

SAN BERNARDINO COUNTY - 76990800

Transaction Type		Security Description	CUSIP	Par	Principal Proceeds	Accrued Interest	Total	Realized G/L Cost	Realized G/L Amort Cost	Sale Method
Trade	Settle									
BUY										
10/30/15	11/04/15	MICROSOFT CORP NOTES DTD 11/03/2015 1.300% 11/03/2018	594918BF0	4,500,000.00	(4,506,750.00)	(162.50)	(4,506,912.50)			
10/30/15	11/04/15	MICROSOFT CORP NOTES DTD 11/03/2015 1.300% 11/03/2018	594918BF0	1,000,000.00	(1,001,670.00)	(36.11)	(1,001,706.11)			
10/30/15	11/04/15	MICROSOFT CORP NOTES DTD 11/03/2015 1.300% 11/03/2018	594918BF0	1,000,000.00	(1,001,640.00)	(36.11)	(1,001,676.11)			

Transaction Type Sub-Total **3,805,000,000.00 (3,804,373,426.38) (902.79) (3,804,374,329.17)**

INTEREST										
10/01/15	10/01/15	TOYOTA MOTOR CRED CORP FLOAT COMM PAPER DTD 09/01/2015 0.397% 05/26/2016	89233AJD2	50,000,000.00	0.00	16,541.67	16,541.67			
10/02/15	10/02/15	WELLS FARGO BANK NA FLOATING CERT DEPOS DTD 09/02/2015 0.443% 09/26/2016	94988EJK5	25,000,000.00	0.00	9,344.79	9,344.79			
10/05/15	10/05/15	BMO HARRIS BANK NA FLOATING CERT DEPOS DTD 09/02/2015 0.534% 10/03/2016	05574BFN5	25,000,000.00	0.00	12,341.77	12,341.77			
10/06/15	10/06/15	ROYAL BANK OF CANADA NY FLT CERT DEPOS DTD 08/07/2015 0.405% 05/06/2016	78009NVV5	25,000,000.00	0.00	7,957.64	7,957.64			
10/07/15	10/07/15	TORONTO DOMINION BANK NY FLOATING CD DTD 07/07/2015 0.504% 01/09/2017	89113ETU0	25,000,000.00	0.00	10,255.73	10,255.73			
10/08/15	10/08/15	GENERAL ELEC CAP CORP (FLOATING) DTD 01/08/2013 0.918% 01/08/2016	36962G6Q2	25,000,000.00	0.00	56,493.75	56,493.75			
10/09/15	10/09/15	FHLB NOTES BONDS (CALLED, OMD 11/09/17) DTD 11/09/2012 1.000% 10/09/2015	3133813R4	25,000,000.00	0.00	104,166.67	104,166.67			



Managed Account Security Transactions & Interest

For the Month Ending **October 31, 2015**

SAN BERNARDINO COUNTY - 76990800

Transaction Type		Security Description	CUSIP	Par	Principal Proceeds	Accrued Interest	Total	Realized G/L Cost	Realized G/L Amort Cost	Sale Method
Trade	Settle									
INTEREST										
10/13/15	10/13/15	BANK OF MONTREAL CHICAGO FLT CERT DEPOS DTD 08/13/2015 0.437% 08/12/2016	06427EAP6	25,000,000.00	0.00	8,988.99	8,988.99			
10/13/15	10/13/15	BANK OF NOVA SCOTIA NY FLOATING CD DTD 07/10/2015 0.407% 07/11/2016	06417H3P9	50,000,000.00	0.00	18,400.00	18,400.00			
10/14/15	10/14/15	FHLMC NOTES (CALLABLE) DTD 04/14/2015 0.800% 04/14/2017	3134G6PN7	50,000,000.00	0.00	200,000.00	200,000.00			
10/14/15	10/14/15	FHLMC NOTES DTD 08/16/2013 0.875% 10/14/2016	3137EADS5	25,000,000.00	0.00	109,375.00	109,375.00			
10/14/15	10/14/15	FHLMC NOTES DTD 08/16/2013 0.875% 10/14/2016	3137EADS5	25,000,000.00	0.00	109,375.00	109,375.00			
10/14/15	10/14/15	GENERAL ELEC CAP CORP (FLOAT) DTD 01/14/2014 0.551% 01/14/2016	36962G7E8	20,450,000.00	0.00	26,956.28	26,956.28			
10/14/15	10/14/15	FFCB NOTES DTD 10/14/2014 0.600% 10/14/2016	3133EDX98	25,000,000.00	0.00	75,000.00	75,000.00			
10/15/15	10/15/15	FNMA NOTES (EX-CALLABLE) DTD 10/15/2010 1.875% 10/15/2015	31398A4K5	10,000,000.00	0.00	93,750.00	93,750.00			
10/17/15	10/17/15	FFCB (FLOATING) NOTES DTD 04/17/2014 0.247% 04/17/2017	3133EDJX1	25,000,000.00	0.00	5,359.38	5,359.38			
10/19/15	10/19/15	FNMA BENCHMARK NOTE DTD 09/01/2015 1.125% 10/19/2018	3135G0E58	25,000,000.00	0.00	37,500.00	37,500.00			
10/19/15	10/19/15	FNMA BENCHMARK NOTE DTD 09/01/2015 1.125% 10/19/2018	3135G0E58	12,000,000.00	0.00	18,000.00	18,000.00			
10/20/15	10/20/15	WELLS FARGO & COMPANY (FLOATING) DTD 07/29/2013 0.847% 07/20/2016	94974BFM7	25,000,000.00	0.00	52,197.22	52,197.22			
10/21/15	10/21/15	WAL-MART STORES INC CORP NOTES DTD 04/22/2014 1.000% 04/21/2017	931142DN0	1,500,000.00	0.00	7,500.00	7,500.00			
10/25/15	10/25/15	WAL MART STORES INC. CORP NOTES DTD 10/25/2010 1.500% 10/25/2015	931142CX9	4,055,000.00	0.00	30,412.50	30,412.50			
10/25/15	10/25/15	FHLB NOTES DTD 02/27/2015 1.125% 04/25/2018	3130A4GJ5	30,000,000.00	0.00	168,750.00	168,750.00			
10/26/15	10/26/15	FNMA NOTES DTD 09/27/2010 1.625% 10/26/2015	31398A4M1	25,000,000.00	0.00	203,125.00	203,125.00			



Managed Account Security Transactions & Interest

For the Month Ending **October 31, 2015**

SAN BERNARDINO COUNTY - 76990800

Transaction Type		Security Description	CUSIP	Par	Principal Proceeds	Accrued Interest	Total	Realized G/L Cost	Realized G/L Amort Cost	Sale Method
Trade	Settle									
INTEREST										
10/26/15	10/26/15	FANNIE MAE GLOBAL NOTES DTD 09/24/2012 0.875% 10/26/2017	3135G0PQ0	25,000,000.00	0.00	109,375.00	109,375.00			
10/26/15	10/26/15	TOYOTA MOTOR CREDIT CORP FLT COMM PAPER DTD 08/26/2015 0.397% 05/20/2016	89233AHG7	50,000,000.00	0.00	15,333.89	15,333.89			
10/26/15	10/26/15	BMO HARRIS BANK NA FLOATING CERT DEPOS DTD 09/23/2015 0.577% 10/26/2016	05574BFS4	25,000,000.00	0.00	13,177.08	13,177.08			
10/27/15	10/27/15	FFCB (FLOATING) NOTES DTD 02/27/2014 0.249% 02/27/2017	3133EDFW7	30,000,000.00	0.00	6,232.50	6,232.50			
10/31/15	10/31/15	CALIFORNIA ASSET MANAGEMENT PROGRAM	CAMPMF025	0.00	0.00	14,387.56	14,387.56			
10/31/15	10/31/15	FIDELITY GOVT MM FUND 57	316175108	0.00	0.00	118.92	118.92			
10/31/15	10/31/15	US TREASURY NOTES DTD 10/31/2011 1.000% 10/31/2016	912828RM4	25,000,000.00	0.00	125,000.00	125,000.00			
10/31/15	10/31/15	US TREASURY NOTES DTD 10/31/2011 1.000% 10/31/2016	912828RM4	25,000,000.00	0.00	125,000.00	125,000.00			
10/31/15	10/31/15	FEDERATED GOVT OBLIGATIONS FUND	60934N104	0.00	0.00	96.01	96.01			
10/31/15	10/31/15	STONECASTLE FICA	FICAMF003	0.00	0.00	9,756.86	9,756.86			
Transaction Type Sub-Total				758,005,000.00	0.00	1,800,269.21	1,800,269.21			

MATURITY										
10/01/15	10/01/15	US BANK NA INT BEAR COMM PAPER DTD 09/30/2015 0.100% 10/01/2015	90349TBP1	150,000,000.00	150,000,000.00	416.67	150,000,416.67	0.00	0.00	
10/01/15	10/01/15	TORONTO DOMINION BANK NY CERT DEPOS DTD 09/30/2014 0.350% 10/01/2015	89112UYE5	25,000,000.00	25,000,000.00	88,958.33	25,088,958.33	0.00	0.00	
10/01/15	10/01/15	BNP PARIBAS NY BRANCH COMM PAPER DTD 07/01/2015 0.000% 10/01/2015	09659CX11	68,000,000.00	68,000,000.00	0.00	68,000,000.00	113.33	0.00	
10/01/15	10/01/15	CREDIT AGRICOLE CIB NY COMM PAPER DTD 06/25/2015 0.000% 10/01/2015	22533UX16	100,000,000.00	100,000,000.00	0.00	100,000,000.00	166.67	0.00	



Managed Account Security Transactions & Interest

For the Month Ending **October 31, 2015**

SAN BERNARDINO COUNTY - 76990800

Transaction Type		Security Description	CUSIP	Par	Principal Proceeds	Accrued Interest	Total	Realized G/L Cost	Realized G/L Amort Cost	Sale Method
Trade	Settle									
MATURITY										
10/01/15	10/01/15	BANK OF TOKYO MITSUBISHI LTD COMM PAPER -- 0.000% 10/01/2015	06538CX14	50,000,000.00	50,000,000.00	0.00	50,000,000.00	34,125.00	0.00	
10/01/15	10/01/15	BANK OF TOKYO MITSUBISHI LTD COMM PAPER -- 0.000% 10/01/2015	06538CX14	50,000,000.00	50,000,000.00	0.00	50,000,000.00	31,416.67	0.00	
10/02/15	10/02/15	CREDIT AGRICOLE CIB NY COMM PAPER DTD 09/09/2015 0.000% 10/02/2015	22533UX24	108,000,000.00	108,000,000.00	0.00	108,000,000.00	420.00	0.00	
10/02/15	10/02/15	US BANK NA INT BEAR COMM PAPER DTD 10/01/2015 0.100% 10/02/2015	90349TBS5	150,000,000.00	150,000,000.00	416.67	150,000,416.67	0.00	0.00	
10/05/15	10/05/15	US BANK NA INT BEAR COMM PAPER DTD 10/02/2015 0.100% 10/05/2015	90349TBW6	150,000,000.00	150,000,000.00	1,250.00	150,001,250.00	0.00	0.00	
10/05/15	10/05/15	CREDIT AGRICOLE CIB NY COMM PAPER DTD 06/01/2015 0.000% 10/05/2015	22533UX57	50,000,000.00	50,000,000.00	0.00	50,000,000.00	583.33	0.00	
10/06/15	10/06/15	US BANK NA INT BEAR COMM PAPER DTD 10/05/2015 0.100% 10/06/2015	90349TBZ9	150,000,000.00	150,000,000.00	416.67	150,000,416.67	0.00	0.00	
10/06/15	10/06/15	CREDIT AGRICOLE CIB NY COMM PAPER DTD 04/01/2015 0.000% 10/06/2015	22533UX65	21,000,000.00	21,000,000.00	0.00	21,000,000.00	81.67	0.00	
10/07/15	10/07/15	JP MORGAN SECURITIES LLC COMM PAPER -- 0.000% 10/07/2015	46640QX71	50,000,000.00	50,000,000.00	0.00	50,000,000.00	75,833.33	0.00	
10/07/15	10/07/15	US BANK NA INT BEAR COMM PAPER DTD 10/06/2015 0.100% 10/07/2015	90349TCE5	137,000,000.00	137,000,000.00	380.56	137,000,380.56	0.00	0.00	
10/08/15	10/08/15	US BANK NA INT BEAR COMM PAPER DTD 10/07/2015 0.100% 10/08/2015	90349TCF2	86,000,000.00	86,000,000.00	238.89	86,000,238.89	0.00	0.00	
10/09/15	10/09/15	FHLB NOTES BONDS (CALLED, OMD 11/09/17) DTD 11/09/2012 1.000% 10/09/2015	3133813R4	25,000,000.00	25,000,000.00	0.00	25,000,000.00	15,000.00	0.00	
10/09/15	10/09/15	US BANK NA INT BEAR COMM PAPER DTD 10/08/2015 0.100% 10/09/2015	90349TCH8	80,000,000.00	80,000,000.00	222.22	80,000,222.22	0.00	0.00	



Managed Account Security Transactions & Interest

For the Month Ending **October 31, 2015**

SAN BERNARDINO COUNTY - 76990800

Transaction Type		Security Description	CUSIP	Par	Principal Proceeds	Accrued Interest	Total	Realized G/L Cost	Realized G/L Amort Cost	Sale Method
Trade	Settle									
MATURITY										
10/13/15	10/13/15	US BANK NA INT BEAR COMM PAPER DTD 10/09/2015 0.100% 10/13/2015	90349TCL9	103,000,000.00	103,000,000.00	1,144.44	103,001,144.44	0.00	0.00	
10/14/15	10/14/15	US BANK NA INT BEAR COMM PAPER DTD 10/13/2015 0.100% 10/14/2015	90349TCT2	98,000,000.00	98,000,000.00	272.22	98,000,272.22	0.00	0.00	
10/14/15	10/14/15	JP MORGAN SECURITIES LLC COMM PAPER -- 0.000% 10/14/2015	466400XE6	50,000,000.00	50,000,000.00	0.00	50,000,000.00	78,333.33	0.00	
10/15/15	10/15/15	CREDIT AGRICOLE CIB NY COMM PAPER DTD 10/13/2015 0.000% 10/15/2015	22533UXF5	50,000,000.00	50,000,000.00	0.00	50,000,000.00	194.44	0.00	
10/15/15	10/15/15	US BANK NA INT BEAR COMM PAPER DTD 10/14/2015 0.100% 10/15/2015	90349TCV7	102,000,000.00	102,000,000.00	283.33	102,000,283.33	0.00	0.00	
10/15/15	10/15/15	FNMA NOTES (EX-CALLABLE) DTD 10/15/2010 1.875% 10/15/2015	31398A4K5	10,000,000.00	10,000,000.00	0.00	10,000,000.00	(287,300.00)	0.00	
10/16/15	10/16/15	US BANK NA INT BEAR COMM PAPER DTD 10/15/2015 0.100% 10/16/2015	90349TCW5	150,000,000.00	150,000,000.00	416.67	150,000,416.67	0.00	0.00	
10/16/15	10/16/15	CREDIT AGRICOLE CIB NY COMM PAPER DTD 08/28/2015 0.000% 10/16/2015	22533UXG3	10,000,000.00	10,000,000.00	0.00	10,000,000.00	38.89	0.00	
10/19/15	10/19/15	US BANK NA INT BEAR COMM PAPER DTD 10/16/2015 0.100% 10/19/2015	90349TDA2	100,000,000.00	100,000,000.00	833.33	100,000,833.33	0.00	0.00	
10/19/15	10/19/15	NATIXIS US BRANCH COMM PAPER DTD 10/14/2015 0.000% 10/19/2015	63873KXK8	44,000,000.00	44,000,000.00	0.00	44,000,000.00	513.33	0.00	
10/20/15	10/20/15	US BANK NA INT BEAR COMM PAPER DTD 10/19/2015 0.100% 10/20/2015	90349TDF1	100,000,000.00	100,000,000.00	277.78	100,000,277.78	0.00	0.00	
10/20/15	10/20/15	NATIXIS US BRANCH COMM PAPER DTD 10/19/2015 0.000% 10/20/2015	63873KXL6	45,000,000.00	45,000,000.00	0.00	45,000,000.00	175.00	0.00	
10/21/15	10/21/15	NATIXIS US BRANCH COMM PAPER DTD 10/20/2015 0.000% 10/21/2015	63873KXM4	53,000,000.00	53,000,000.00	0.00	53,000,000.00	206.11	0.00	
10/21/15	10/21/15	US BANK NA INT BEAR COMM PAPER DTD 10/20/2015 0.100% 10/21/2015	90349TDM6	100,000,000.00	100,000,000.00	277.78	100,000,277.78	0.00	0.00	
10/22/15	10/22/15	US BANK NA INT BEAR COMM PAPER DTD 10/21/2015 0.100% 10/22/2015	90349TDS3	100,000,000.00	100,000,000.00	277.78	100,000,277.78	0.00	0.00	



Managed Account Security Transactions & Interest

For the Month Ending **October 31, 2015**

SAN BERNARDINO COUNTY - 76990800

Transaction Type		Security Description	CUSIP	Par	Principal Proceeds	Accrued Interest	Total	Realized G/L Cost	Realized G/L Amort Cost	Sale Method
Trade	Settle									
MATURITY										
10/22/15	10/22/15	NATIXIS US BRANCH COMM PAPER DTD 10/15/2015 0.000% 10/22/2015	63873KXN2	10,000,000.00	10,000,000.00	0.00	10,000,000.00	38.89	0.00	
10/23/15	10/23/15	US BANK NA INT BEAR COMM PAPER DTD 10/22/2015 0.100% 10/23/2015	90349TDR5	108,000,000.00	108,000,000.00	300.00	108,000,300.00	0.00	0.00	
10/25/15	10/25/15	WAL MART STORES INC. CORP NOTES DTD 10/25/2010 1.500% 10/25/2015	931142CX9	4,055,000.00	4,055,000.00	0.00	4,055,000.00	(71,854.60)	0.00	
10/26/15	10/26/15	US BANK NA INT BEAR COMM PAPER DTD 10/23/2015 0.100% 10/26/2015	90349TDV6	119,000,000.00	119,000,000.00	991.67	119,000,991.67	0.00	0.00	
10/26/15	10/26/15	NATIXIS US BRANCH COMM PAPER DTD 10/23/2015 0.000% 10/26/2015	63873KXS1	10,000,000.00	10,000,000.00	0.00	10,000,000.00	116.67	0.00	
10/26/15	10/26/15	FNMA NOTES DTD 09/27/2010 1.625% 10/26/2015	31398A4M1	25,000,000.00	25,000,000.00	0.00	25,000,000.00	(721,750.00)	0.00	
10/27/15	10/27/15	US BANK NA INT BEAR COMM PAPER DTD 10/26/2015 0.100% 10/27/2015	90349TDY0	125,000,000.00	125,000,000.00	347.22	125,000,347.22	0.00	0.00	
10/27/15	10/27/15	CREDIT AGRICOLE CIB NY COMM PAPER DTD 10/19/2015 0.000% 10/27/2015	22533UXT5	27,000,000.00	27,000,000.00	0.00	27,000,000.00	105.00	0.00	
10/28/15	10/28/15	US BANK NA INT BEAR COMM PAPER DTD 10/27/2015 0.100% 10/28/2015	90349TDZ7	148,000,000.00	148,000,000.00	411.11	148,000,411.11	0.00	0.00	
10/29/15	10/29/15	US BANK NA INT BEAR COMM PAPER DTD 10/28/2015 0.100% 10/29/2015	90349TEC7	150,000,000.00	150,000,000.00	416.67	150,000,416.67	0.00	0.00	
10/29/15	10/29/15	CREDIT AGRICOLE CIB NY COMM PAPER DTD 10/02/2015 0.000% 10/29/2015	22533UXV0	139,000,000.00	139,000,000.00	0.00	139,000,000.00	540.56	0.00	
10/29/15	10/29/15	CREDIT AGRICOLE CIB NY COMM PAPER DTD 10/02/2015 0.000% 10/29/2015	22533UXV0	10,000,000.00	10,000,000.00	0.00	10,000,000.00	38.89	0.00	
10/30/15	10/30/15	CREDIT AGRICOLE CIB NY COMM PAPER DTD 08/31/2015 0.000% 10/30/2015	22533UXW8	107,000,000.00	107,000,000.00	0.00	107,000,000.00	386.39	0.00	
10/30/15	10/30/15	US BANK NA INT BEAR COMM PAPER DTD 10/29/2015 0.100% 10/30/2015	90349TED5	150,000,000.00	150,000,000.00	416.67	150,000,416.67	0.00	0.00	
Transaction Type Sub-Total				3,697,055,000.00	3,697,055,000.00	98,966.68	3,697,153,966.68	(842,477.10)	0.00	



Managed Account Security Transactions & Interest

For the Month Ending **October 31, 2015**

SAN BERNARDINO COUNTY - 76990800

Transaction Type		Security Description	CUSIP	Par	Principal Proceeds	Accrued Interest	Total	Realized G/L Cost	Realized G/L Amort Cost	Sale Method
Trade	Settle									
Managed Account Sub-Total					(107,318,426.38)	1,898,333.10	(105,420,093.28)	(842,477.10)	0.00	
Total Security Transactions					(\$107,318,426.38)	\$1,898,333.10	(\$105,420,093.28)	(\$842,477.10)	\$0.00	

Bolded items are forward settling trades.